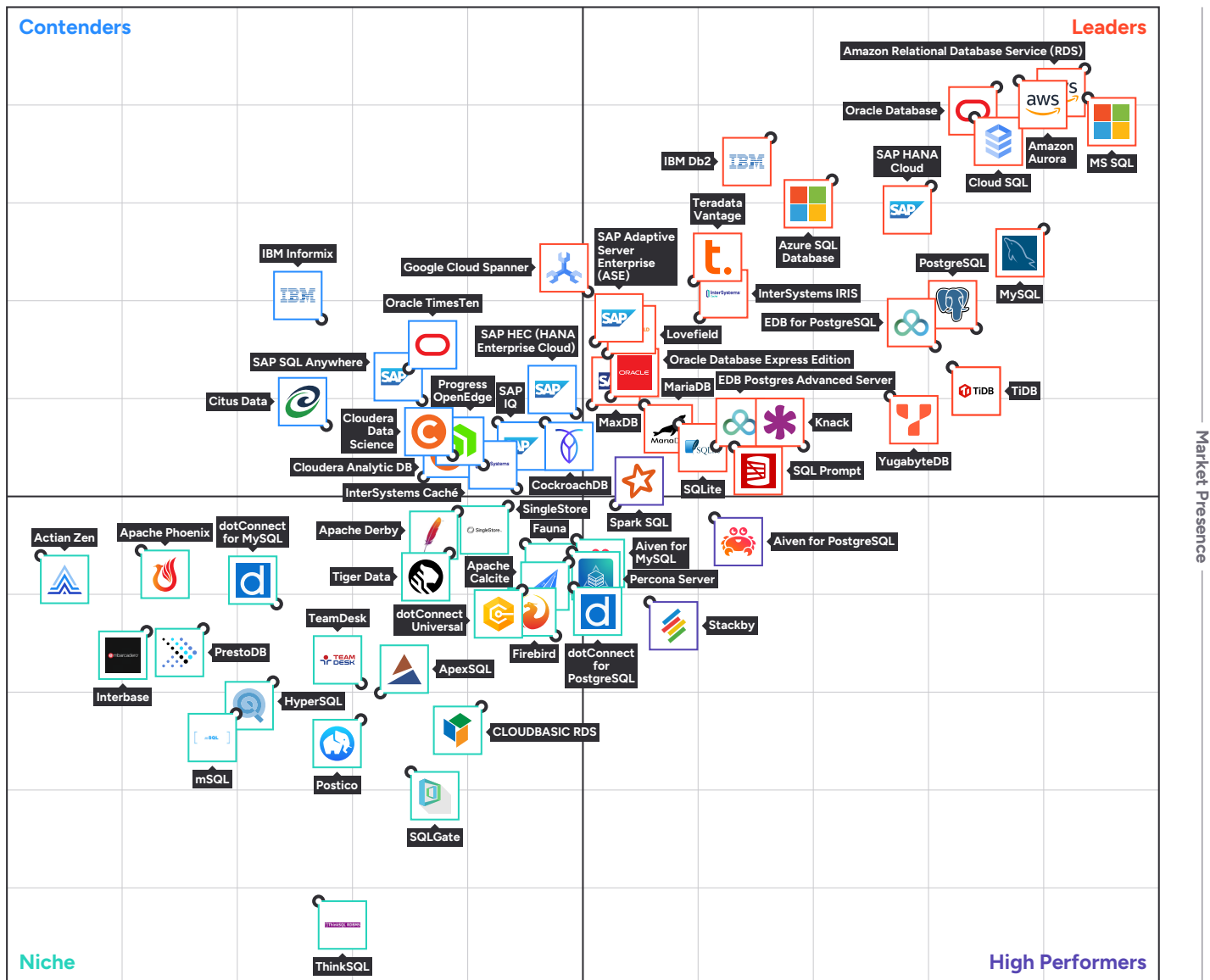


# Grid® Report for Relational Databases | Spring 2026



## Relational Databases



Grid® Scoring — Satisfaction —

(Relational Databases continues on next page)

# Relational Databases (continued)

## Relational Databases Definition

This page was last updated on June 9th, 2025

Relational databases store and manage data in a traditional table format, with each piece of data organized into a row and a column. Columns hold the data of a single type or field, like first name, order number, or the image link of a product logo. Rows create the relationship between these data points. For example, rows can associate a first name to a last name and then to a user name, email address, and customer ID. Businesses use relational databases to maintain the data from their applications and ensure they always have access to critical customer information, product data, social data, and financial particulars like purchases, fulfillment, revenue, and expenses. These systems can range from desktop applications that create a small database on your machine to large enterprise-grade data stores. Almost all use a form of SQL as their query language, and most adhere to the ACID set of properties to ensure reliable transactions: atomicity, consistency, isolation, and durability.

Relational databases are generally chosen due to their simplicity in comparison to [NoSQL databases](#), such as [object-oriented databases](#), [document databases](#), and [graph databases](#). Those looking for a relational database solution with little budget also have options with [free database software](#).

To qualify for inclusion in the Relational Databases category, a product must:

- ▶ Provide data storage
- ▶ Organize data in a relational model, formulating a table of rows and columns
- ▶ Allow users to retrieve, edit, return, or remove data

## Relational Databases Grid® Scoring Description

Products shown on the Grid® for Relational Databases have received a minimum of 10 reviews/ratings in data gathered by February 17, 2026. Products are ranked by customer satisfaction (based on user reviews) and market presence (based on market share, seller size, and social impact) and placed into four categories on the Grid®:

- ▶ Products in the Leader quadrant are rated highly by G2 users and have substantial Market Presence scores. Leaders include: [Amazon Relational Database Service \(RDS\)](#), [Microsoft SQL Server](#), [Amazon Aurora](#), [Oracle Database](#), [Google Cloud SQL](#), [MySQL](#), [SAP HANA Cloud](#), [Azure SQL Database](#), [IBM Db2](#), [PostgreSQL](#), [EDB for PostgreSQL](#), [TiDB](#), [YugabyteDB](#), [Teradata Vantage](#), [InterSystems IRIS](#), [Knack](#), [Google Cloud Spanner](#), [SQL Prompt](#), [SAP Adaptive Server Enterprise \(ASE\)](#), [Lovefield](#), [EDB Postgres Advanced Server](#), [SQLite](#), [MariaDB](#), [Oracle Database Express Edition \(XE\)](#), and [MaxDB](#)
- ▶ High Performing products have high customer Satisfaction scores and low Market Presence compared to the rest of the category. High Performers include: [Aiven for PostgreSQL](#), [Spark SQL](#), and [Stackby](#)
- ▶ Contender products have relatively low customer Satisfaction scores and high Market Presence compared to the rest of the category. While they may have positive reviews, they do not have enough reviews to validate those ratings. Contenders include: [SAP HEC \(HANA Enterprise Cloud\)](#), [CockroachDB](#), [SAP IQ](#), [Oracle TimesTen](#), [SAP SQL Anywhere](#), [IBM Informix](#), [InterSystems Caché](#), [Progress OpenEdge](#), [Cloudera Data Science](#), [Cloudera Analytic DB](#), and [Citus Data](#)
- ▶ Niche products have relatively low Satisfaction scores and low Market Presence compared to the rest of the category. While they may have positive reviews, they do not have enough reviews to validate those ratings. Niche products include: [Aiven for MySQL](#), [Percona Server](#), [SingleStore](#), [Apache Calcite](#), [Fauna](#), [dotConnect for PostgreSQL](#), [Apache Derby](#), [dotConnect Universal](#), [Firebird](#), [Tiger Data](#), [CLOUDBASIC RDS](#), [dotConnect for MySQL](#), [ApexSQL](#), [TeamDesk](#), [Postico](#), [Apache Phoenix](#), [SQLGate](#), [HyperSQL](#), [PrestoDB](#), [Interbase](#), [Actian Zen](#), [mSQL](#), and [ThinkSQL](#)



# Grid® Scores for Relational Databases

The table below shows the Satisfaction and Market Presence scores that determine product placement on the Grid®. To learn more about each of the products, please see the profile section.

## Leaders

	# of Reviews	Satisfaction	Market Presence	G2 Score
Amazon Relational Database Service (RDS)	577	96	98	97
MS SQL	1839	97	95	96
Amazon Aurora	367	90	97	94
Oracle Database	863	88	96	92
Cloud SQL	238	86	93	90
MySQL	1569	93	80	86
SAP HANA Cloud	400	82	85	84
Azure SQL Database	171	73	86	79
IBM Db2	510	67	91	79
PostgreSQL	636	86	69	78
EDB for PostgreSQL	59	83	67	75
TiDB	62	84	65	74
YugabyteDB	50	78	61	70
Teradata Vantage	199	60	74	67
InterSystems IRIS	40	61	70	66
Knack	77	70	56	63
Google Cloud Spanner	25	50	73	62
SQL Prompt	20	64	56	60
SAP Adaptive Server Enterprise (ASE)	36	51	67	59

(Grid® Scores for Relational Databases continues on next page)

\* Products are ordered by G2 Score. Satisfaction score is used as a tiebreaker if two products have the same G2 Score.

# Grid® Scores for Relational Databases (continued)

The table below shows the Satisfaction and Market Presence scores that determine product placement on the Grid®. To learn more about each of the products, please see the profile section.

## Leaders (continued)

	# of Reviews	Satisfaction	Market Presence	G2 Score
Lovefield	13	52	66	59
EDB Postgres Advanced Server	31	62	56	59
SQLite	251	59	58	59
MariaDB	217	56	60	58
Oracle Database Express Edition	26	53	61	57
MaxDB	14	51	60	56

## High Performers

Aiven for PostgreSQL	39	62	47	55
Spark SQL	45	53	49	51
Stackby	13	56	38	47

*(Grid® Scores for Relational Databases continues on next page)*

\* Products are ordered by G2 Score. Satisfaction score is used as a tiebreaker if two products have the same G2 Score.

# Grid® Scores for Relational Databases (continued)

The table below shows the Satisfaction and Market Presence scores that determine product placement on the Grid®. To learn more about each of the products, please see the profile section.

## Contenders

	# of Reviews	Satisfaction	Market Presence	G2 Score
SAP HEC (HANA Enterprise Cloud)	70	49	59	54
CockroachDB	23	47	58	52
SAP IQ	29	42	58	50
Oracle TimesTen	18	34	64	49
SAP SQL Anywhere	75	35	61	48
IBM Informix	90	26	70	48
InterSystems Caché	14	44	51	47
Progress OpenEdge	28	41	53	47
Cloudera Data Science	10	38	55	46
Cloudera Analytic DB	12	35	52	44
Citus Data	10	26	58	42

## Niche

Aiven for MySQL	11	49	45	47
Percona Server	12	49	44	46
SingleStore	52	43	49	46
Apache Calcite	11	49	42	46
Fauna	10	45	44	45
dotConnect for PostgreSQL	18	49	40	44
Apache Derby	23	38	48	43
dotConnect Universal	18	44	39	42
Firebird	22	48	34	41

(Grid® Scores for Relational Databases continues on next page)

\* Products are ordered by G2 Score. Satisfaction score is used as a tiebreaker if two products have the same G2 Score.

# Grid® Scores for Relational Databases (continued)

The table below shows the Satisfaction and Market Presence scores that determine product placement on the Grid®. To learn more about each of the products, please see the profile section.

## Niche (continued)

	# of Reviews	Satisfaction	Market Presence	G2 Score
<a href="#">Tiger Data</a>	10	38	43	41
<a href="#">CLOUDBASIC RDS</a>	19	41	26	33
<a href="#">dotConnect for MySQL</a>	11	22	38	30
<a href="#">ApexSQL</a>	15	31	28	29
<a href="#">TeamDesk</a>	20	30	29	29
<a href="#">Postico</a>	17	30	25	27
<a href="#">Apache Phoenix</a>	10	9	44	26
<a href="#">SQLGate</a>	12	34	19	26
<a href="#">HyperSQL</a>	20	21	29	25
<a href="#">PrestoDB</a>	14	15	35	25
<a href="#">Interbase</a>	10	10	35	22
<a href="#">Actian Zen</a>	12	0	43	22
<a href="#">mSQL</a>	22	18	25	22
<a href="#">ThinkSQL</a>	10	26	4	15

\* Products are ordered by G2 Score. Satisfaction score is used as a tiebreaker if two products have the same G2 Score.

# Grid® Methodology

## Grid® Rating Methodology

The Grid® represents the democratic voice of real software users, rather than the subjective opinion of one analyst. G2 rates products from the Relational Databases category algorithmically based on data sourced from product reviews shared by G2 users and data sourced from third parties.

Technology buyers can use the Grid® to help them quickly select the best products for their businesses and to find peers with similar experiences. For sellers, media, investors, and analysts, the Grid® provides benchmarks for product comparison and market trend analysis.

## Grid® Scoring Methodology

The Grid® Report for Relational Databases | Spring 2026 is based on reviews collected through February 17, 2026. We apply unique algorithms to this data to calculate Satisfaction (v4.0) and Market Presence (v7.0) scores for the Spring 2026 report quarter. To view the Relational Databases Grid® with the most recent data, please visit the [Relational Databases](#) page. For more details on Grid® Scoring, please view the [G2 Scoring Methodology here](#).

## Grid® Categorization Methodology

Making G2 research relevant and easy for people to use as they evaluate and select business software products is one of our most important goals. In support of that goal, organizing products and software companies in a well-defined structure that makes capturing, evaluating, and displaying reviews and other research in an orderly manner is a critical part of the research process.

To manage the process of categorizing the software products and the related reviews in the G2 community, G2 follows a publicly available [categorization methodology](#). All products appearing on the Grid® have passed through G2's categorization methodology and meet G2's category standards.

Many terms that appear regularly across G2 and are used to aid in product categorization warrant a definition to facilitate buyer understanding. These terms may be included within reviews from the G2 community or in executive summaries for products included on the Grid®. A [list of standard definitions](#) is available to G2 users to eliminate confusion and ease the buying process.

## Rating Changes and Dynamics

The ratings in this report are based on a snapshot of the user reviews and third-party data collected by G2 up through February 17, 2026. The ratings may change as the products are further developed, the sellers grow, and as additional opinions are shared by users. G2 updates the ratings on its website in real time as additional data is received, and this report will be updated as significant data is received. By improving their products and support and/or by having more satisfied customer voices heard, Contenders may become Leaders and Niche sellers may become High Performers.

## Trust

Keeping our ratings unbiased is our top priority. G2 follows defined community guidelines to ensure privacy, and authenticity for users and reviews. For more details, please view the [G2 Community Guidelines here](#).

*(Grid® Methodology continues on next page)*

\*\* Net Promoter, Net Promoter System, Net Promoter Score, NPS and the NPS-related emoticons are registered trademarks of Bain & Company, Inc., Fred Reichheld and Satmetrix Systems, Inc.



# Grid® Methodology (continued)

## Grid® Inclusion Criteria

All products in a G2 category that have at least 10 reviews from real users of the product are included on the Grid®. Inviting other users, such as colleagues and peers, to join G2 and share authentic product reviews will accelerate this process.

If a product is not yet listed on G2 and it fits the market definition above, then users are encouraged to [suggest its addition](#) to our [Relational Databases category](#).

## Product Profiles

Product profiles and detailed charts are included for products with 10 or more reviews.



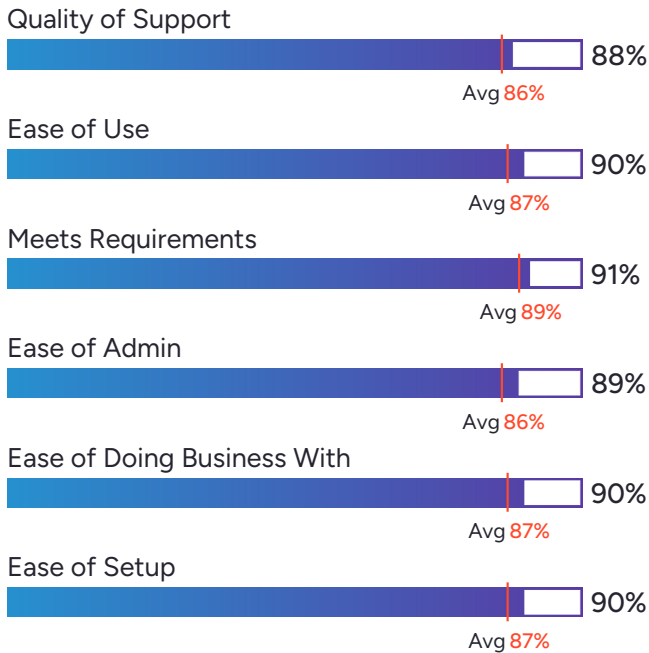
# Amazon Relational Database Service (RDS)

4.5 ★★★★★ (901)




Amazon Relational Database Service (RDS) has been named a Leader based on receiving a high customer Satisfaction score and having a large Market Presence. Amazon Relational Database Service (RDS) has the largest Market Presence among products in Relational Databases. 99% of users rated it 4 or 5 stars, 96% of users believe it is headed in the right direction, and users said they would be likely to recommend Amazon Relational Database Service (RDS) at a rate of 90%. Amazon Relational Database Service (RDS) is also in the Database as a Service (DBaaS) category.

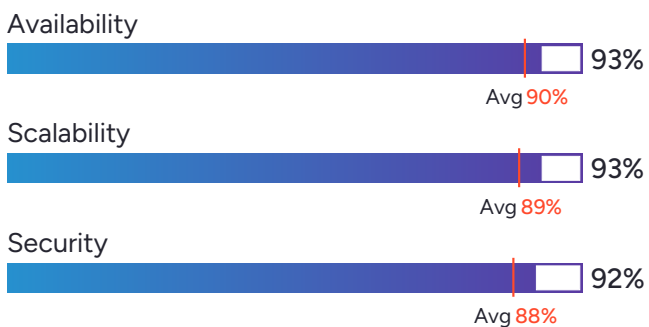
## Satisfaction Ratings



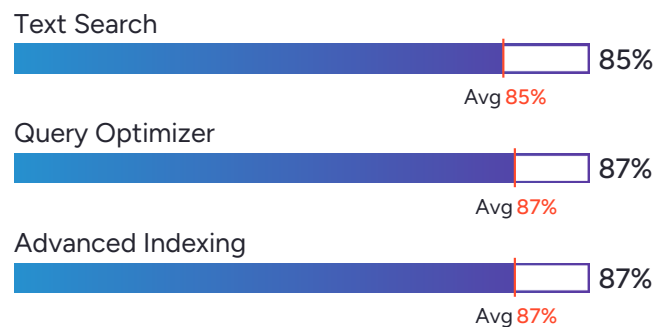
## Top Industries Represented



## Highest-Rated Features



## Lowest-Rated Features



**Ownership**  
Amazon Web Services (AWS)



**HQ Location**  
Seattle, WA



**Year Founded**  
2006



**Employees (Listed On LinkedIn)**  
152,002



**Company Website**  
[aws.amazon.com](https://aws.amazon.com)



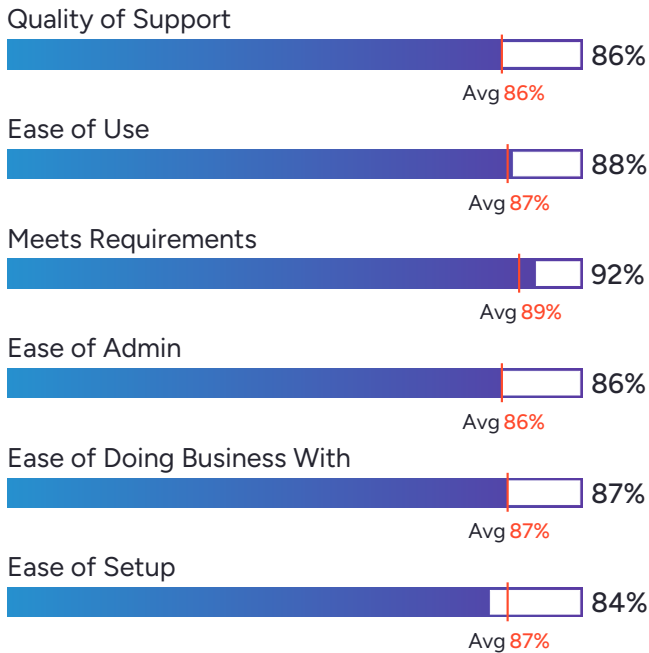
# Microsoft SQL Server

4.4 ★★★★★ (2,261)




Microsoft SQL Server has been named a Leader based on receiving a high customer Satisfaction score and having a large Market Presence. MS SQL received the highest Satisfaction score among products in Relational Databases. 95% of users rated it 4 or 5 stars, 87% of users believe it is headed in the right direction, and users said they would be likely to recommend MS SQL at a rate of 88%. MS SQL is also in the Database Management Systems (DBMS), Big Data Processing and Distribution, and On-Premise Data Integration categories.

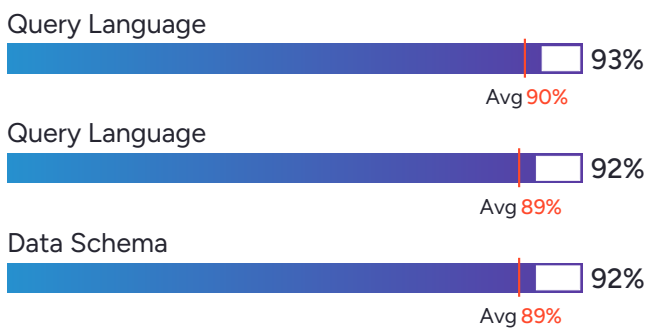
## Satisfaction Ratings



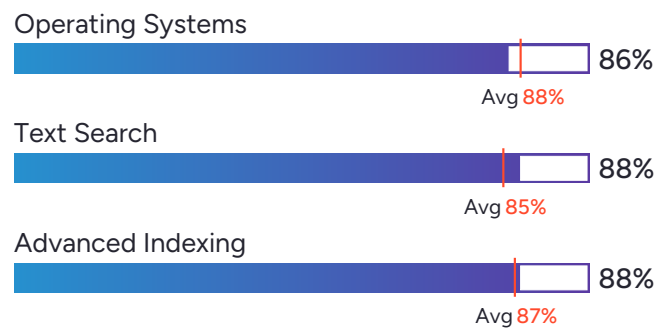
## Top Industries Represented



## Highest-Rated Features



## Lowest-Rated Features



**Ownership**  
Microsoft



**HQ Location**  
Redmond,  
Washington



**Year Founded**  
1975



**Employees (Listed On LinkedIn)**  
226,132



**Company Website**  
[microsoft.com](https://microsoft.com)



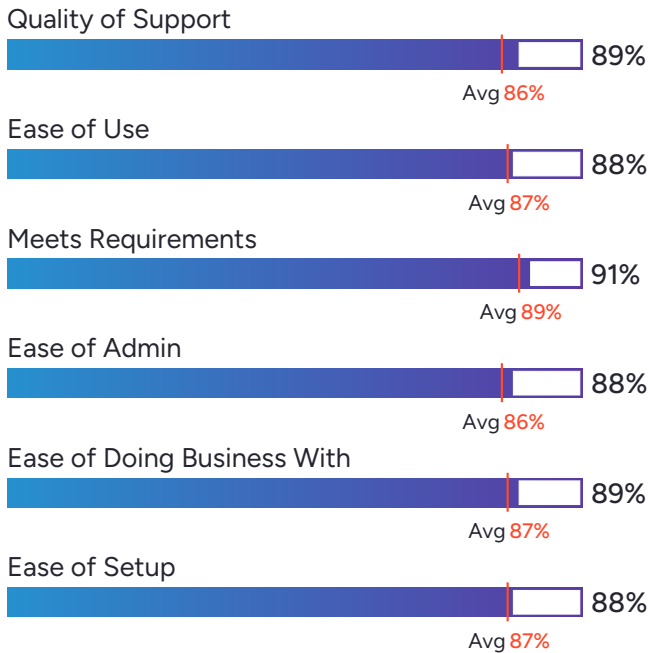
# Amazon Aurora

4.5 ★★★★★ (454)




Amazon Aurora has been named a Leader based on receiving a high customer Satisfaction score and having a large Market Presence. 98% of users rated it 4 or 5 stars, 96% of users believe it is headed in the right direction, and users said they would be likely to recommend Amazon Aurora at a rate of 90%. Amazon Aurora is also in the Database as a Service (DBaaS) category.

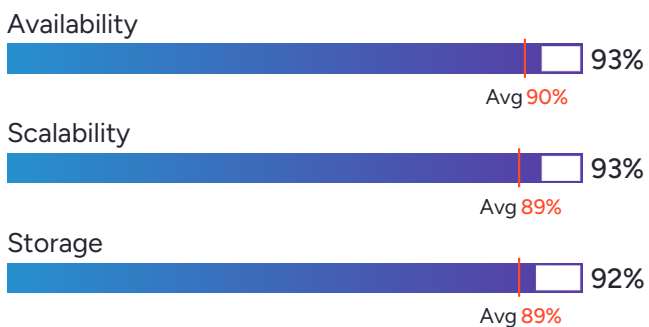
## Satisfaction Ratings



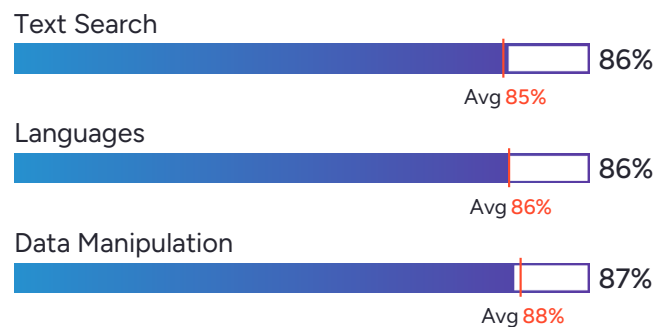
## Top Industries Represented



## Highest-Rated Features



## Lowest-Rated Features



**Ownership**  
Amazon Web Services (AWS)



**HQ Location**  
Seattle, WA



**Year Founded**  
2006



**Employees (Listed On LinkedIn)**  
152,002



**Company Website**  
[aws.amazon.com](https://aws.amazon.com)



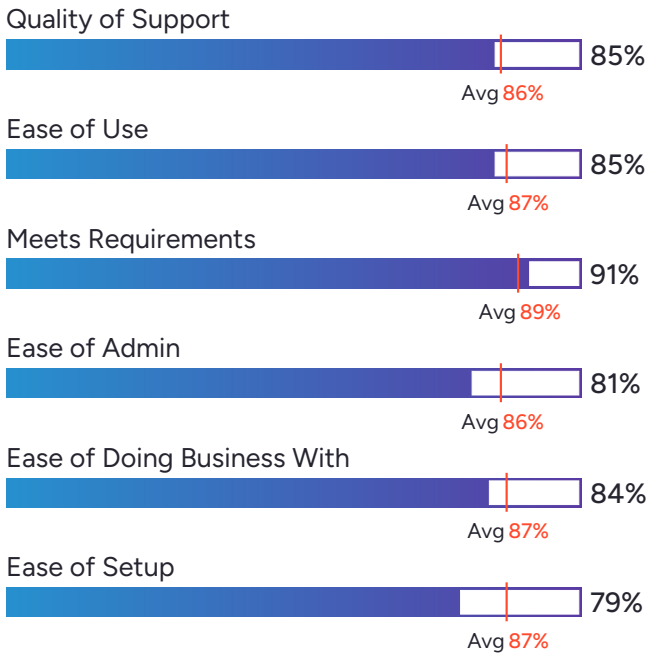
# Oracle Database

4.3 ★★★★★ (999)




Oracle Database has been named a Leader based on receiving a high customer Satisfaction score and having a large Market Presence. 93% of users rated it 4 or 5 stars, 84% of users believe it is headed in the right direction, and users said they would be likely to recommend Oracle Database at a rate of 86%. Oracle Database is also in the Database as a Service (DBaaS) category.

## Satisfaction Ratings




## Top Industries Represented



## Highest-Rated Features



## Lowest-Rated Features



Ownership  
Oracle



HQ Location  
Austin, TX



Year Founded  
1977



Employees (Listed  
On LinkedIn)  
198,071



Company Website  
[www.oracle.com](http://www.oracle.com)



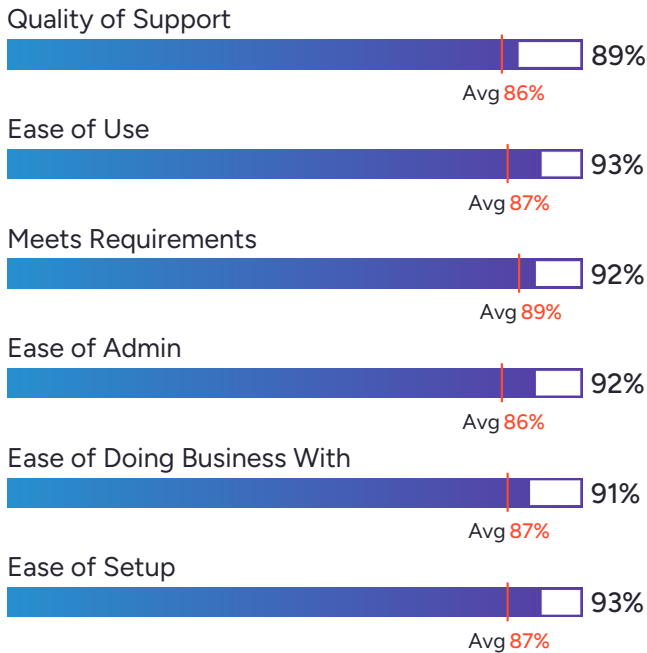
# Google Cloud SQL

4.5 ★★★★★ (360)



Google Cloud SQL has been named a Leader based on receiving a high customer Satisfaction score and having a large Market Presence. 97% of users rated it 4 or 5 stars, 92% of users believe it is headed in the right direction, and users said they would be likely to recommend Cloud SQL at a rate of 90%. Cloud SQL is also in the Database Management Systems (DBMS) and Database as a Service (DBaaS) categories.

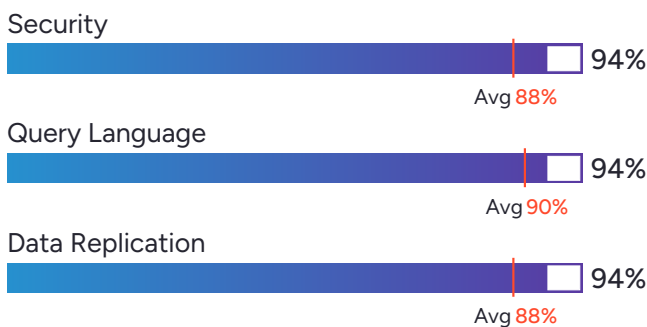
## Satisfaction Ratings



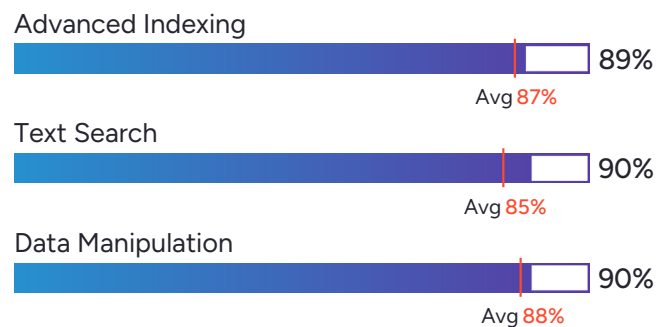
## Top Industries Represented



## Highest-Rated Features



## Lowest-Rated Features



**Ownership**  
Google



**HQ Location**  
Mountain View, CA



**Year Founded**  
1998



**Employees (Listed On LinkedIn)**  
325,935



**Company Website**  
[cloud.google.com](https://cloud.google.com)



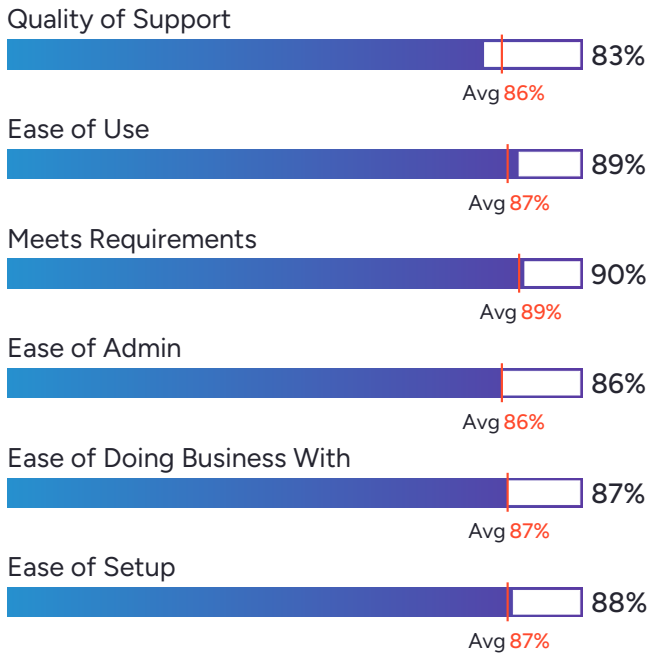
# MySQL

4.4 ★★★★★ (1,669)




MySQL has been named a Leader based on receiving a high customer Satisfaction score and having a large Market Presence. 94% of users rated it 4 or 5 stars, 83% of users believe it is headed in the right direction, and users said they would be likely to recommend MySQL at a rate of 88%.

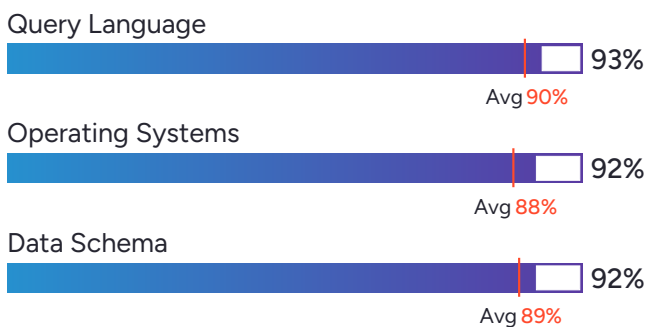
## Satisfaction Ratings



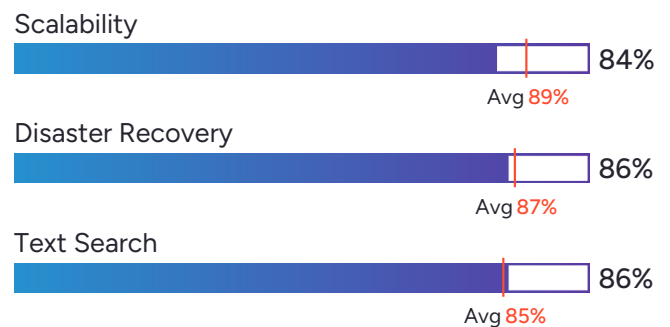
## Top Industries Represented



## Highest-Rated Features



## Lowest-Rated Features



**Ownership**  
Oracle



**HQ Location**  
Austin, TX



**Year Founded**  
1977



**Employees (Listed On LinkedIn)**  
198,071



**Company Website**  
[www.oracle.com](http://www.oracle.com)



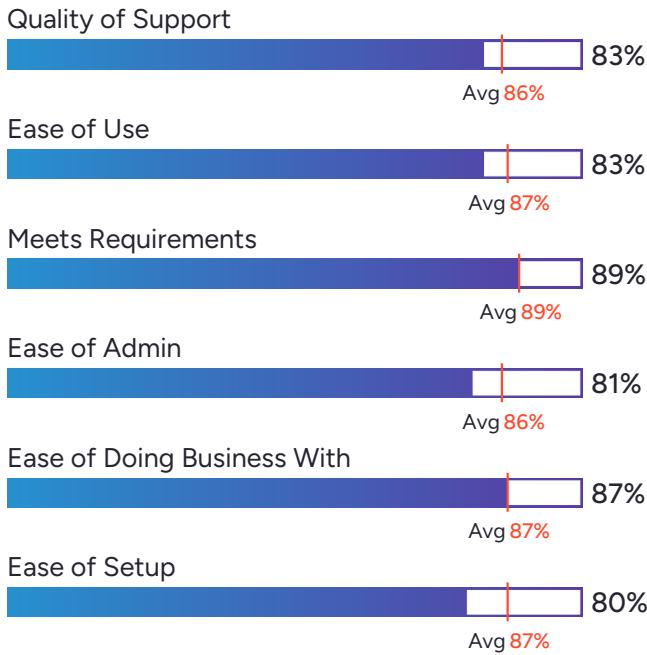
# SAP HANA Cloud

4.3 ★★★★★ (591)



SAP HANA Cloud has been named a Leader based on receiving a high customer Satisfaction score and having a large Market Presence. 92% of users rated it 4 or 5 stars, 88% of users believe it is headed in the right direction, and users said they would be likely to recommend SAP HANA Cloud at a rate of 86%. SAP HANA Cloud is also in the Data Virtualization, Database as a Service (DBaaS), Database Management Systems (DBMS), Data Visualization, Location Intelligence, Predictive Analytics, Text Analysis, Time Series Intelligence, MLOps Platforms, Data Science and Machine Learning Platforms, and Machine Learning categories.

## Satisfaction Ratings



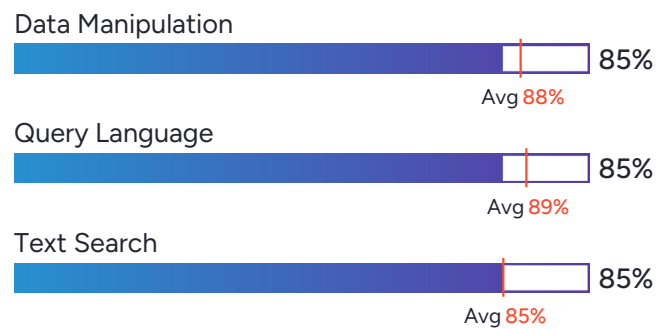
## Top Industries Represented



## Highest-Rated Features



## Lowest-Rated Features



Ownership  
SAP



HQ Location  
Walldorf



Year Founded  
1972



Employees (Listed  
On LinkedIn)  
138,451



Company Website  
[www.sap.com](http://www.sap.com)



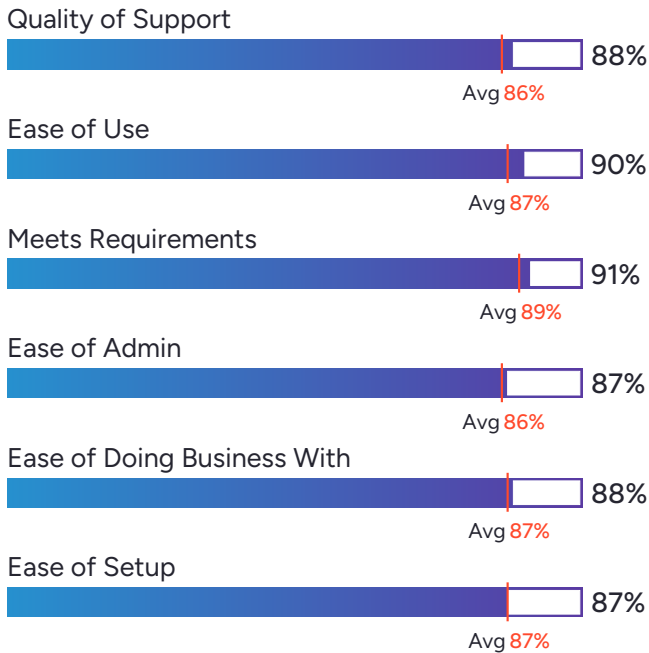
# Azure SQL Database

4.4 ★★★★★ (236)

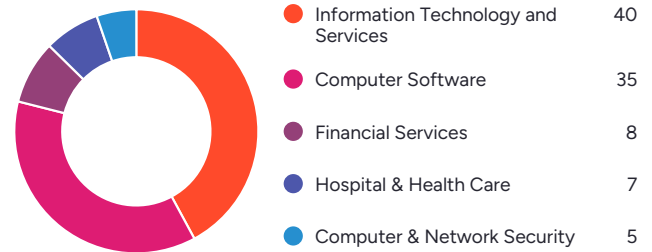


Azure SQL Database has been named a Leader based on receiving a high customer Satisfaction score and having a large Market Presence. 96% of users rated it 4 or 5 stars, 94% of users believe it is headed in the right direction, and users said they would be likely to recommend Azure SQL Database at a rate of 88%. Azure SQL Database is also in the Database as a Service (DBaaS) category.

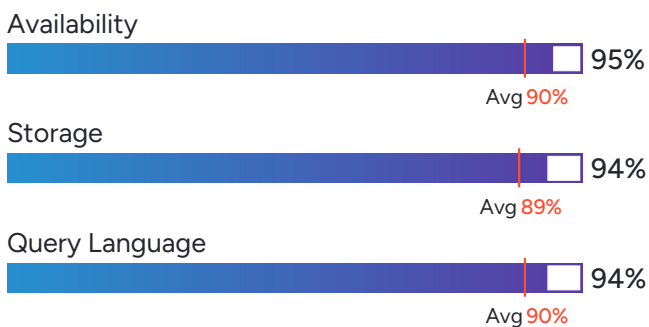
## Satisfaction Ratings




## Top Industries Represented



## Highest-Rated Features



## Lowest-Rated Features



**Ownership**  
Microsoft



**HQ Location**  
Redmond,  
Washington



**Year Founded**  
1975



**Employees (Listed On LinkedIn)**  
226,132



**Company Website**  
[microsoft.com](https://microsoft.com)



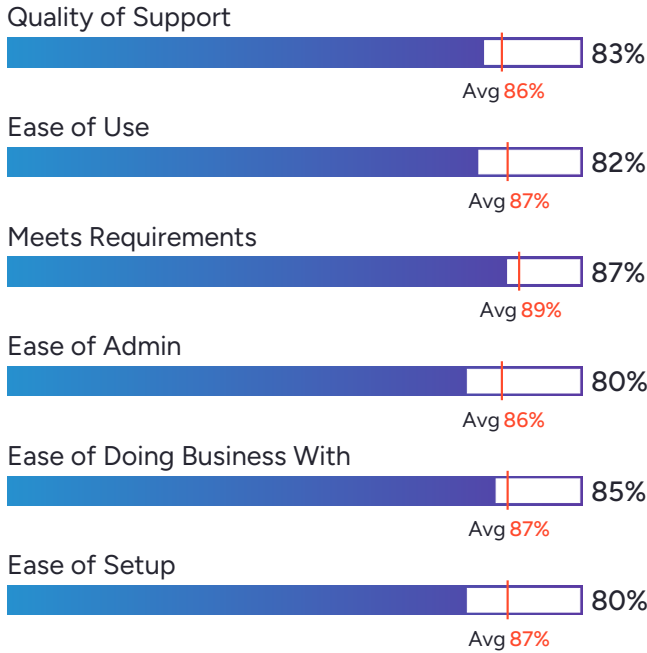
# IBM Db2

4.1 ★★★★★ (681)




IBM Db2 has been named a Leader based on receiving a high customer Satisfaction score and having a large Market Presence. 87% of users rated it 4 or 5 stars, 71% of users believe it is headed in the right direction, and users said they would be likely to recommend IBM Db2 at a rate of 82%. IBM Db2 is also in the Data Warehouse, Object-Oriented Databases, XML Databases, Database as a Service (DBaaS), and Data Warehouse Automation categories.


## Satisfaction Ratings



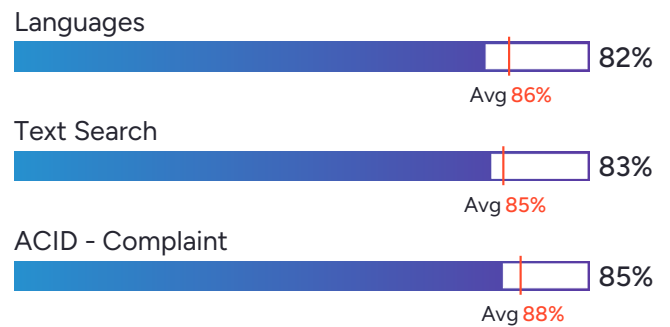
## Top Industries Represented



## Highest-Rated Features



## Lowest-Rated Features



Ownership  
IBM



HQ Location  
Armonk, NY



Year Founded  
1911



Employees (Listed  
On LinkedIn)  
339,241



Company Website  
[www.ibm.com](http://www.ibm.com)



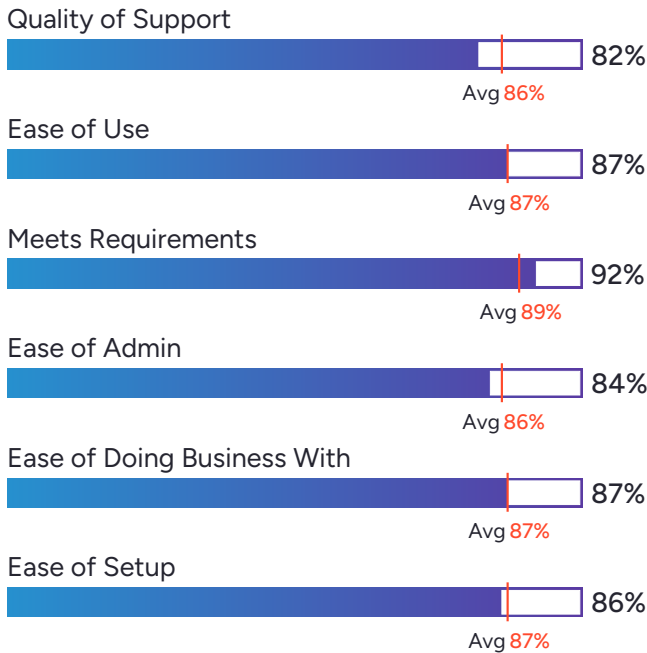
# PostgreSQL

4.4 ★★★★★ (669)




PostgreSQL has been named a Leader based on receiving a high customer Satisfaction score and having a large Market Presence. 95% of users rated it 4 or 5 stars, 87% of users believe it is headed in the right direction, and users said they would be likely to recommend PostgreSQL at a rate of 89%.

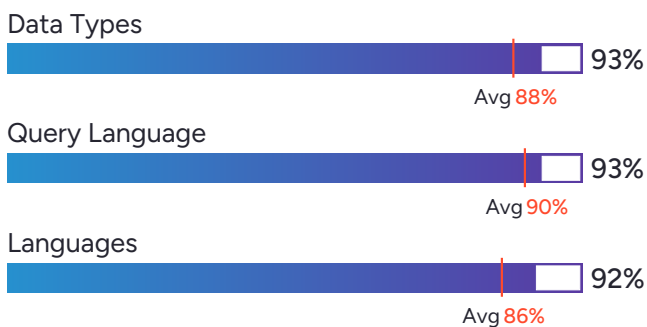
## Satisfaction Ratings



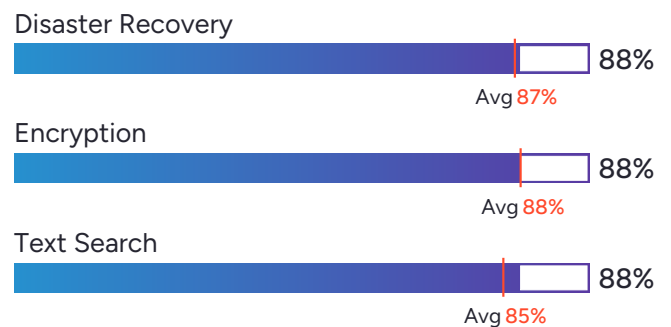
## Top Industries Represented



## Highest-Rated Features



## Lowest-Rated Features



**Ownership**  
PostgreSQL



**HQ Location**  
United States



**Employees (Listed On LinkedIn)**  
84



**Company Website**  
[postgresql.org](https://postgresql.org)



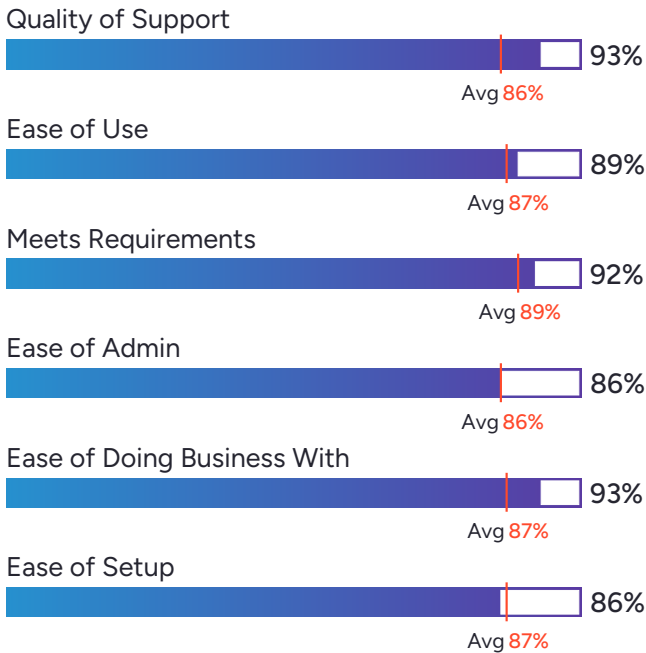
# EDB for PostgreSQL

4.5 ★★★★★ (71)

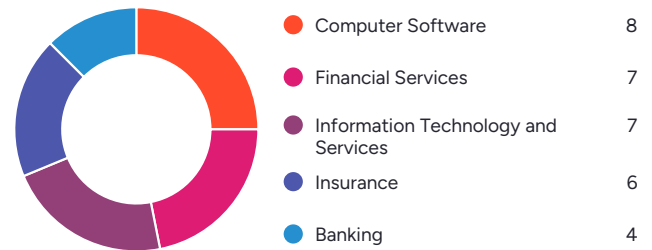


EDB for PostgreSQL has been named a Leader based on receiving a high customer Satisfaction score and having a large Market Presence. 98% of users rated it 4 or 5 stars, 96% of users believe it is headed in the right direction, and users said they would be likely to recommend EDB for PostgreSQL at a rate of 91%.


## Satisfaction Ratings




## Top Industries Represented



## Highest-Rated Features



## Lowest-Rated Features



**Ownership**  
EnterpriseDB (EDB)



**HQ Location**  
Bedford, US



**Year Founded**  
2004



**Employees (Listed On LinkedIn)**  
1,502



**Company Website**  
[enterprisedb.com](https://enterprisedb.com)



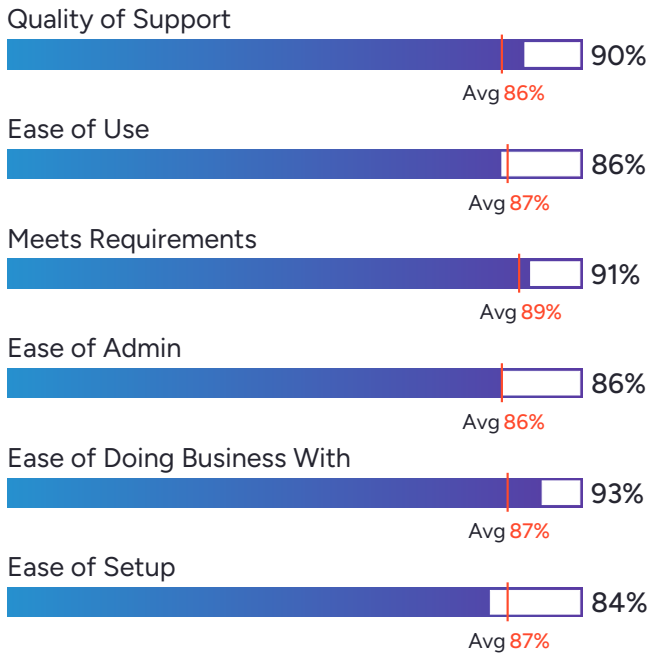
# TiDB

4.5 ★★★★★ (71)

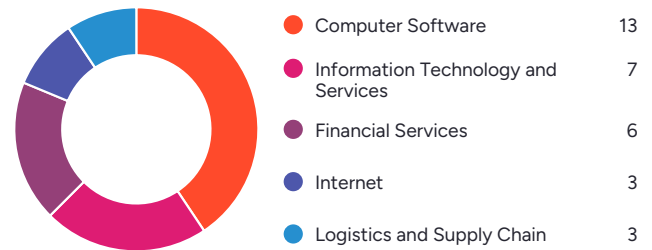


TiDB has been named a Leader based on receiving a high customer Satisfaction score and having a large Market Presence. 98% of users rated it 4 or 5 stars, 95% of users believe it is headed in the right direction, and users said they would be likely to recommend TiDB at a rate of 90%. TiDB is also in the Database Management Systems (DBMS), Vector Database, and Database as a Service (DBaaS) categories.

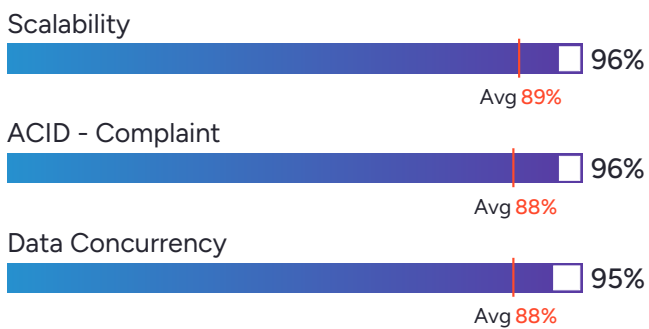
## Satisfaction Ratings



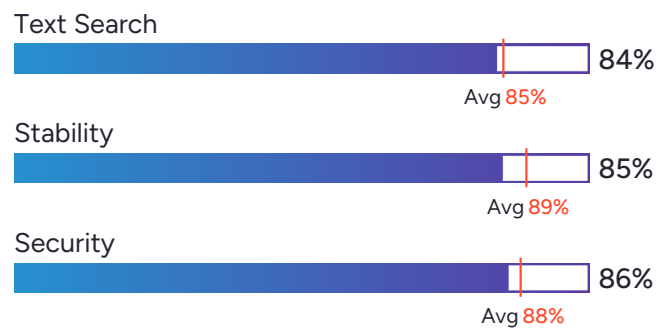
## Top Industries Represented



## Highest-Rated Features



## Lowest-Rated Features



Ownership  
PingCAP



HQ Location  
Sunnyvale



Year Founded  
2015



Employees (Listed  
On LinkedIn)  
495



Company Website  
[tidb.io](https://tidb.io)



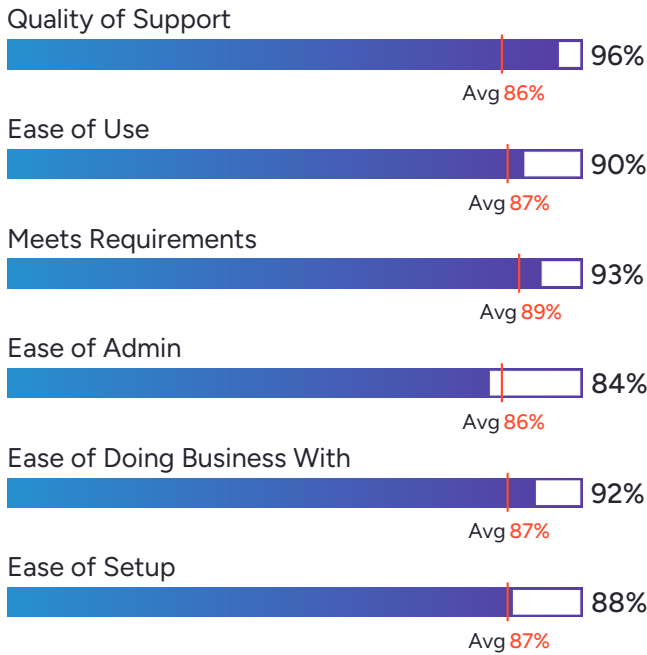
# YugabyteDB

4.5 ★★★★★ (66)



YugabyteDB has been named a Leader based on receiving a high customer Satisfaction score and having a large Market Presence. 98% of users rated it 4 or 5 stars, 95% of users believe it is headed in the right direction, and users said they would be likely to recommend YugabyteDB at a rate of 90%. YugabyteDB is also in the Wide Column Database, Database as a Service (DBaaS), and Database Management Systems (DBMS) categories.

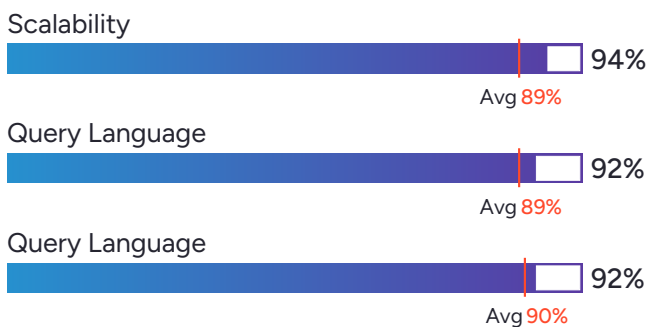
## Satisfaction Ratings



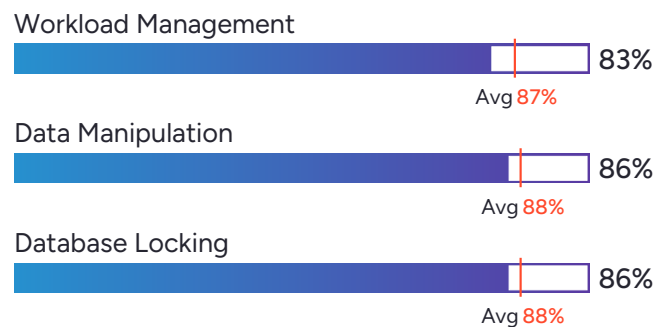
## Top Industries Represented



## Highest-Rated Features



## Lowest-Rated Features



**Ownership**  
Yugabyte, Inc.



**HQ Location**  
Sunnyvale, CA



**Year Founded**  
2016



**Employees (Listed On LinkedIn)**  
426



**Company Website**  
[yugabyte.com](https://yugabyte.com)

teradata.

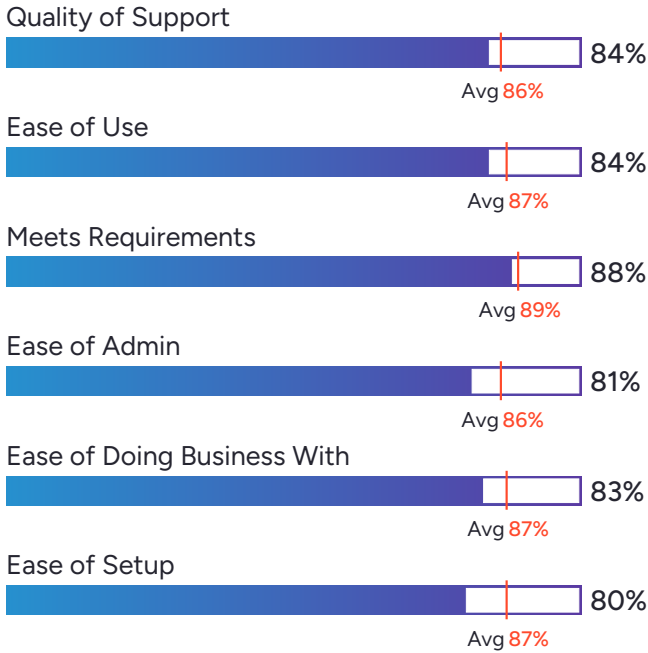
# Teradata Vantage

4.3 ★★★★★ (360)

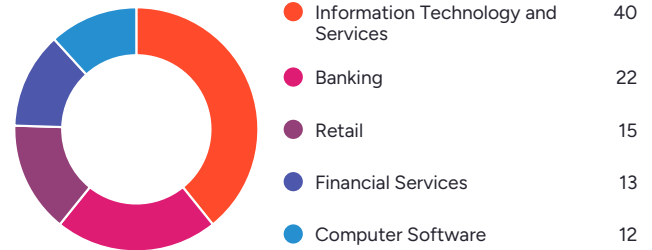


Teradata Vantage has been named a Leader based on receiving a high customer Satisfaction score and having a large Market Presence. 93% of users rated it 4 or 5 stars, 84% of users believe it is headed in the right direction, and users said they would be likely to recommend Teradata Vantage at a rate of 85%. Teradata Vantage is also in the Data Governance, Customer Journey Analytics, Big Data Processing and Distribution, Big Data Analytics, Analytics Platforms, Database Management Systems (DBMS), Data Warehouse, and Data Science and Machine Learning Platforms categories.


## Satisfaction Ratings



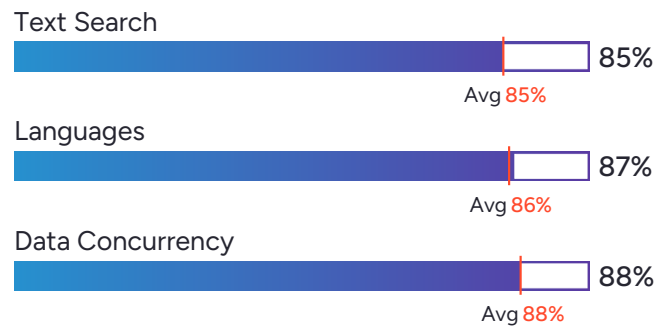
## Top Industries Represented



## Highest-Rated Features



## Lowest-Rated Features



**Ownership**  
Teradata



**HQ Location**  
San Diego, CA



**Year Founded**  
1979



**Employees (Listed On LinkedIn)**  
9,886



**Company Website**  
[teradata.com](https://www.teradata.com)



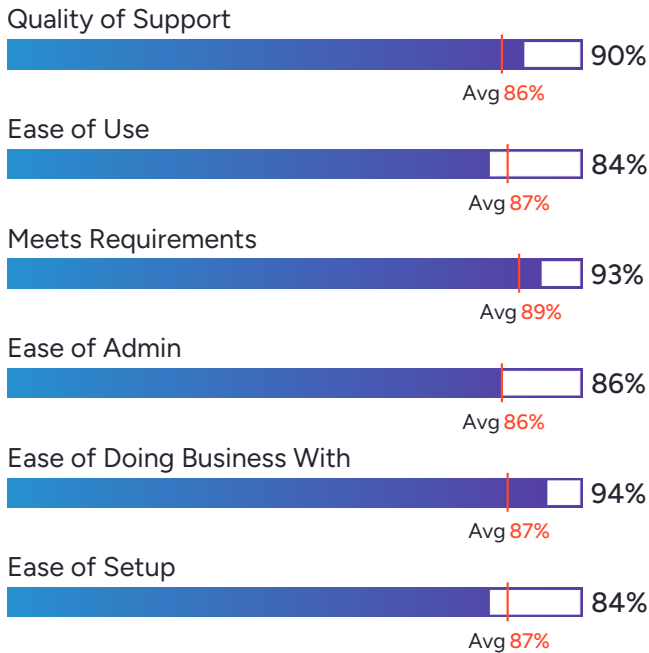
# InterSystems IRIS

4.6 ★★★★★ (68)

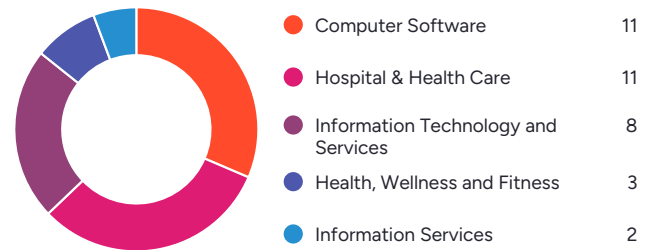


InterSystems IRIS has been named a Leader based on receiving a high customer Satisfaction score and having a large Market Presence. 98% of users rated it 4 or 5 stars, 94% of users believe it is headed in the right direction, and users said they would be likely to recommend InterSystems IRIS at a rate of 93%. InterSystems IRIS is also in the XML Databases, Key Value Databases, Document Databases, Object-Oriented Databases, Database Management Systems (DBMS), and Data Fabric categories.

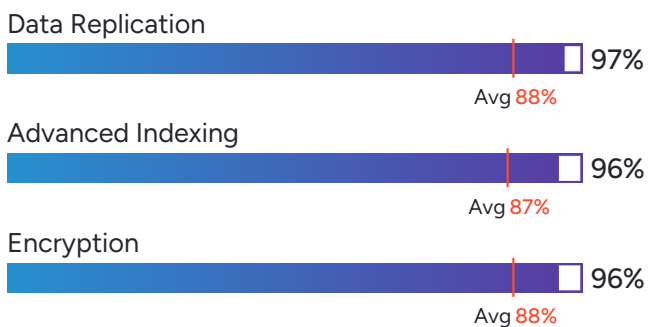
## Satisfaction Ratings



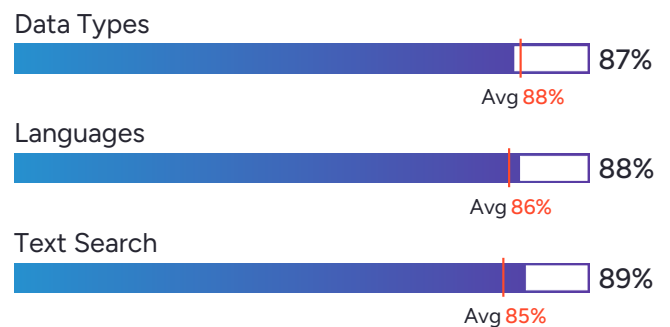
## Top Industries Represented



## Highest-Rated Features



## Lowest-Rated Features



**Ownership**  
InterSystems



**HQ Location**  
Cambridge, MA



**Year Founded**  
1978



**Employees (Listed On LinkedIn)**  
2,072



**Company Website**  
[intersystems.com](https://intersystems.com)



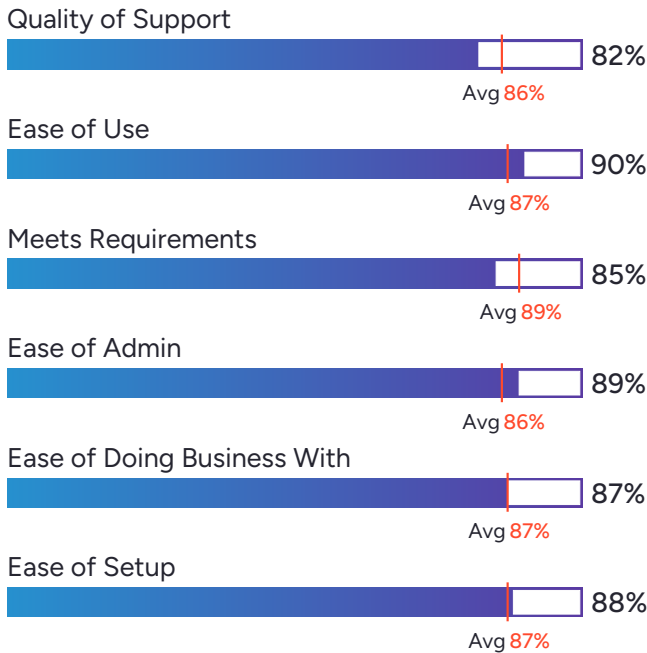
# Knack

4.3 ★★★★★ (114)



Knack has been named a Leader based on receiving a high customer Satisfaction score and having a large Market Presence. 91% of users rated it 4 or 5 stars, 91% of users believe it is headed in the right direction, and users said they would be likely to recommend Knack at a rate of 88%. Knack is also in the Online Form Builder, Application Development Platforms, No-Code Development Platforms, CRM, and Client Portal categories.

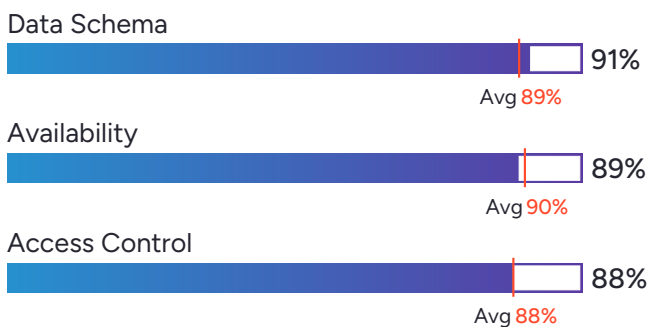
## Satisfaction Ratings



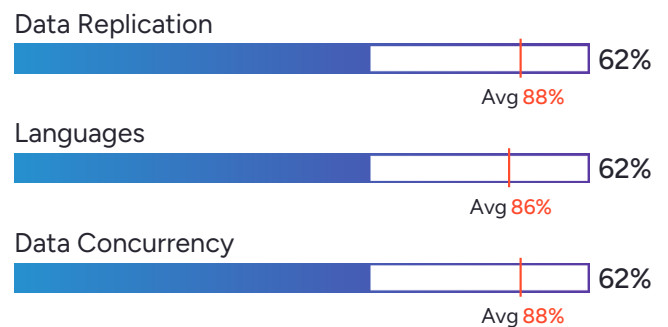
## Top Industries Represented



## Highest-Rated Features



## Lowest-Rated Features



**Ownership**  
Knack



**HQ Location**  
New York, NY



**Year Founded**  
2010



**Employees (Listed On LinkedIn)**  
90



**Company Website**  
[www.knack.com](http://www.knack.com)



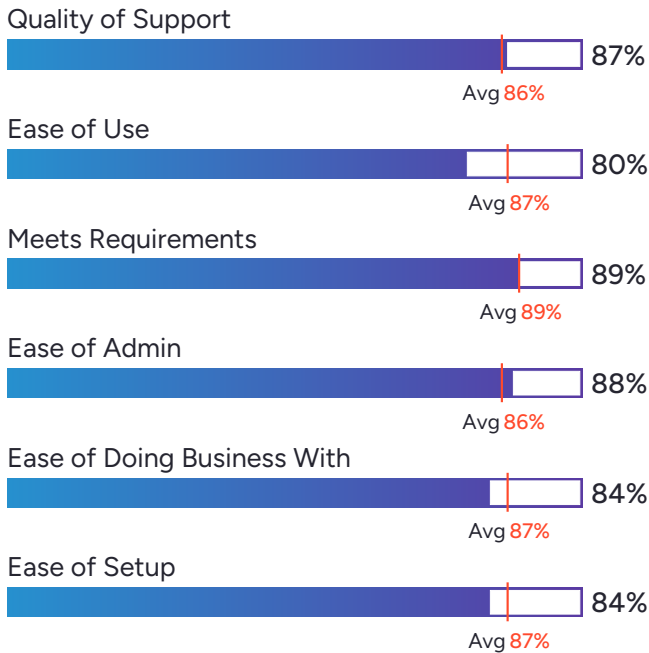
# Google Cloud Spanner

4.2 ★★★★★ (35)




Google Cloud Spanner has been named a Leader based on receiving a high customer Satisfaction score and having a large Market Presence. 88% of users rated it 4 or 5 stars, 88% of users believe it is headed in the right direction, and users said they would be likely to recommend Google Cloud Spanner at a rate of 83%. Google Cloud Spanner is also in the Database as a Service (DBaaS) category.

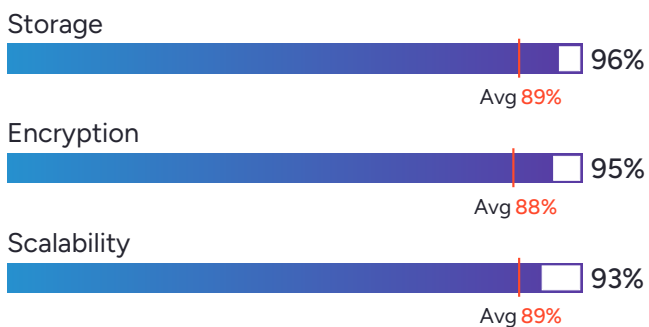
## Satisfaction Ratings



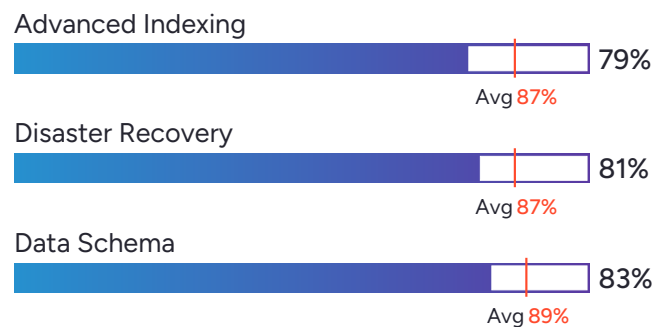
## Top Industries Represented



## Highest-Rated Features



## Lowest-Rated Features



**Ownership**  
Google



**HQ Location**  
Mountain View, CA



**Year Founded**  
1998



**Employees (Listed On LinkedIn)**  
325,935



**Company Website**  
[cloud.google.com](https://cloud.google.com)



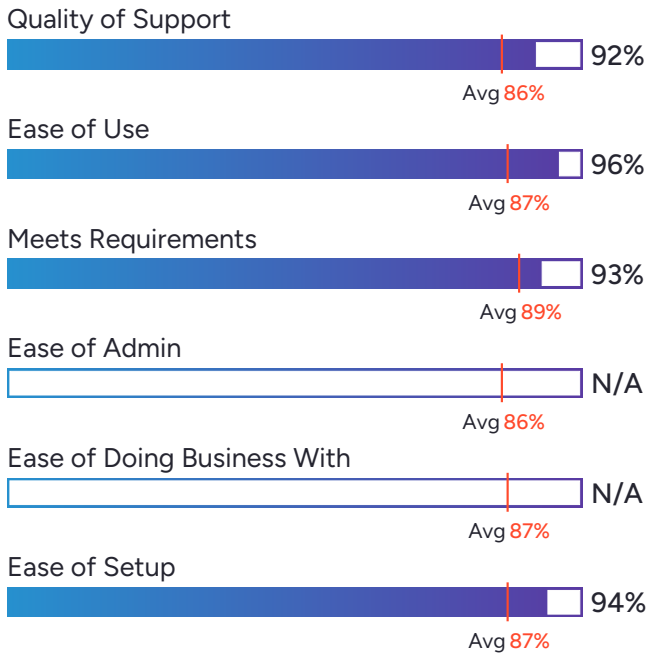
# SQL Prompt

4.7 ★★★★★ (20)




SQL Prompt has been named a Leader based on receiving a high customer Satisfaction score and having a large Market Presence. 95% of users rated it 4 or 5 stars, 92% of users believe it is headed in the right direction, and users said they would be likely to recommend SQL Prompt at a rate of 94%.

## Satisfaction Ratings

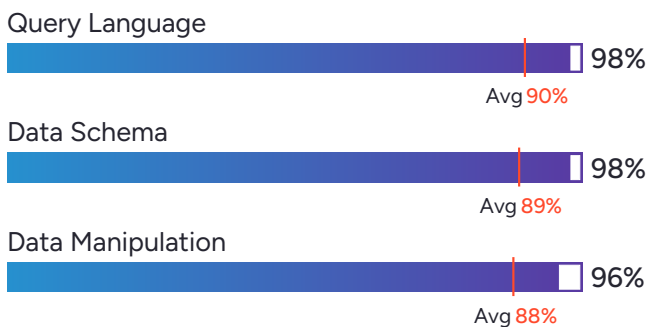


## Top Industries Represented




\*N/A is displayed when fewer than five responses were received for the question.

## Highest-Rated Features



## Lowest-Rated Features



 <b>Ownership</b> Redgate Software	 <b>HQ Location</b> Cambridge, United Kingdom	 <b>Year Founded</b> 1999	 <b>Employees (Listed On LinkedIn)</b> 547	 <b>Company Website</b> <a href="https://red-gate.com">red-gate.com</a>
--	---	---------------------------------	--	---



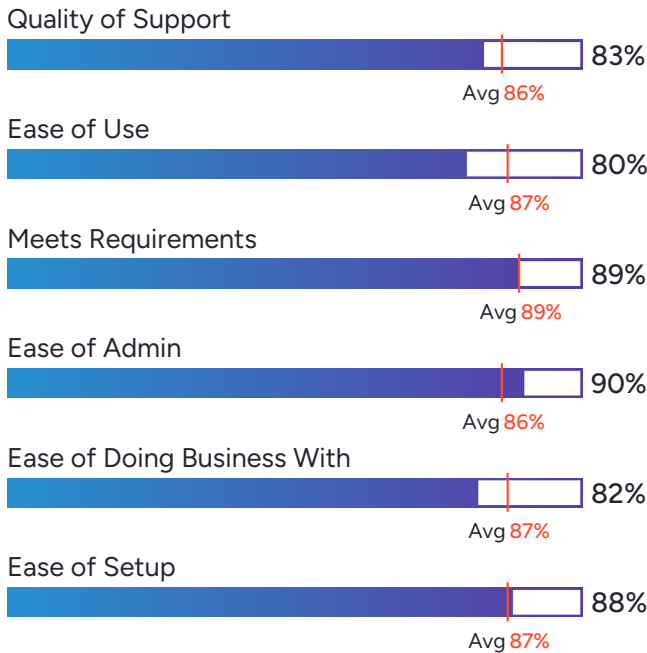
# SAP Adaptive Server Enterprise (ASE)

4.1 ★★★★★ (37)




SAP Adaptive Server Enterprise (ASE) has been named a Leader based on receiving a high customer Satisfaction score and having a large Market Presence. 92% of users rated it 4 or 5 stars, 78% of users believe it is headed in the right direction, and users said they would be likely to recommend SAP Adaptive Server Enterprise (ASE) at a rate of 82%.

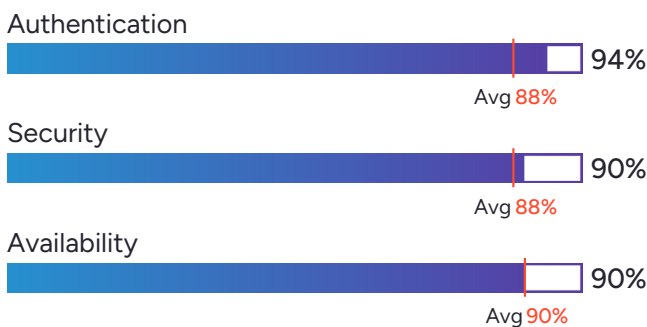
## Satisfaction Ratings



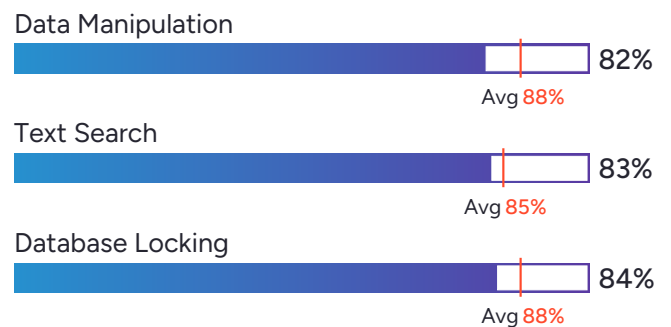
## Top Industries Represented



## Highest-Rated Features



## Lowest-Rated Features



Ownership  
SAP



HQ Location  
Walldorf



Year Founded  
1972



Employees (Listed  
On LinkedIn)  
138,451



Company Website  
[www.sap.com](http://www.sap.com)



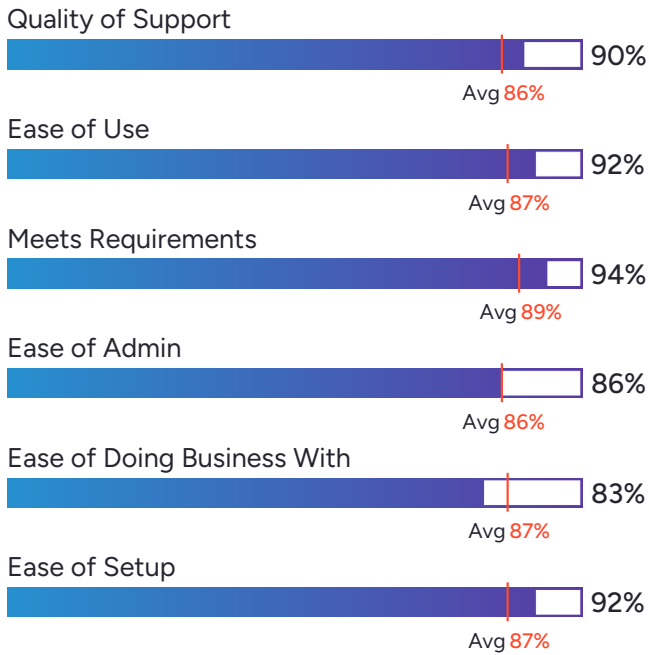
# Lovefield

4.4 ★★★★★ (13)



Lovefield has been named a Leader based on receiving a high customer Satisfaction score and having a large Market Presence. 85% of users rated it 4 or 5 stars, 90% of users believe it is headed in the right direction, and users said they would be likely to recommend Lovefield at a rate of 88%.

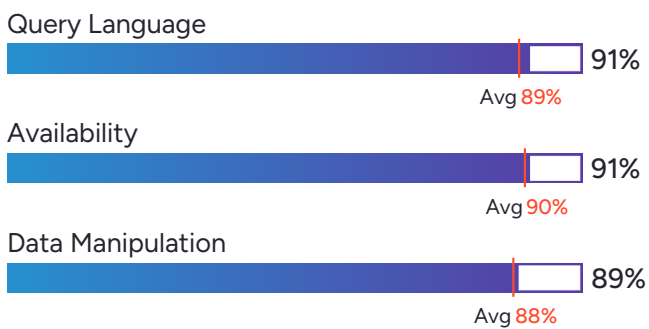
## Satisfaction Ratings



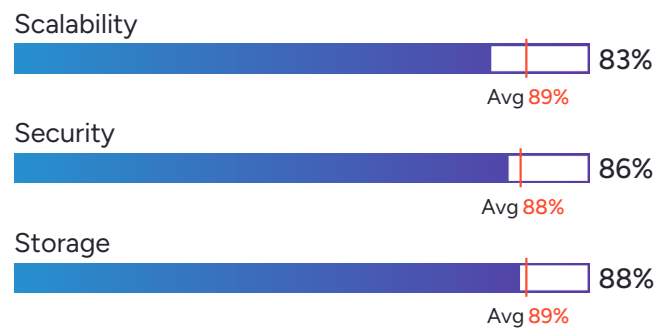
## Top Industries Represented



## Highest-Rated Features



## Lowest-Rated Features



**Ownership**  
Google



**HQ Location**  
Mountain View, CA



**Year Founded**  
1998



**Employees (Listed On LinkedIn)**  
325,935



**Company Website**  
[cloud.google.com](https://cloud.google.com)



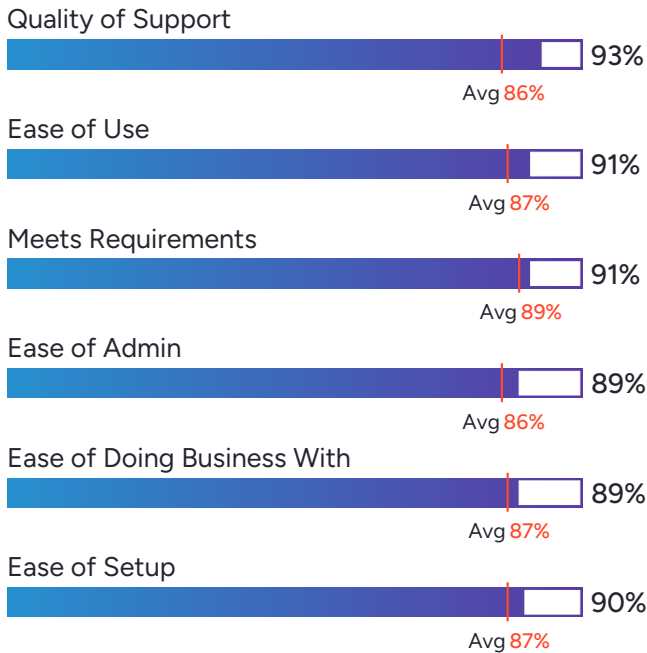
# EDB Postgres Advanced Server

4.5 ★★★★★ (37)

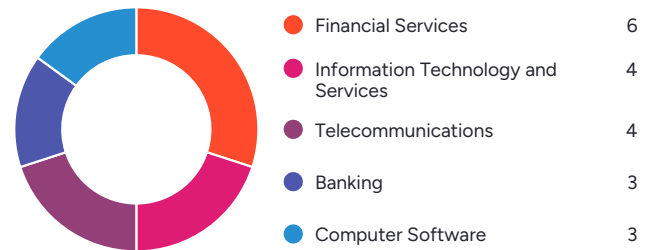


EDB Postgres Advanced Server has been named a Leader based on receiving a high customer Satisfaction score and having a large Market Presence. 100% of users rated it 4 or 5 stars, 95% of users believe it is headed in the right direction, and users said they would be likely to recommend EDB Postgres Advanced Server at a rate of 90%. EDB Postgres Advanced Server is also in the Database as a Service (DBaaS), Database Monitoring, and Database Backup categories.

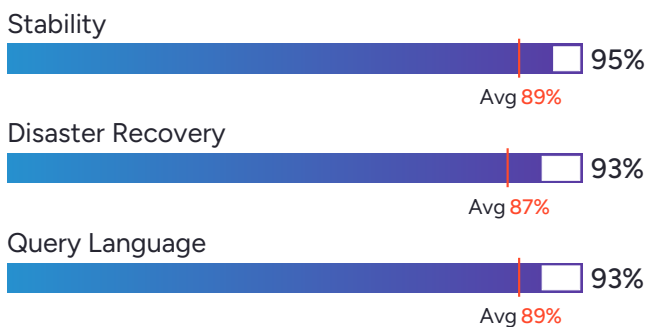
## Satisfaction Ratings



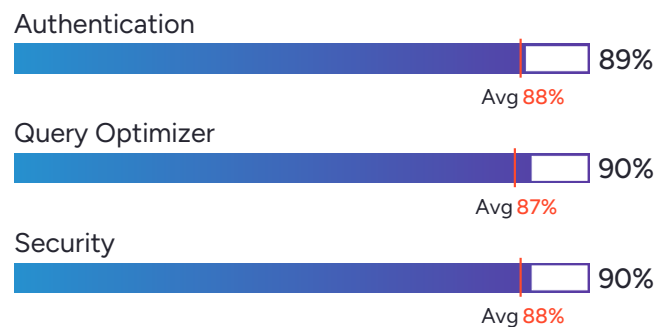
## Top Industries Represented



## Highest-Rated Features



## Lowest-Rated Features



 <b>Ownership</b> EnterpriseDB (EDB)	 <b>HQ Location</b> Bedford, US	 <b>Year Founded</b> 2004	 <b>Employees (Listed On LinkedIn)</b> 1,502	 <b>Company Website</b> <a href="https://enterprisedb.com">enterprisedb.com</a>
--	---------------------------------------	---------------------------------	--	---



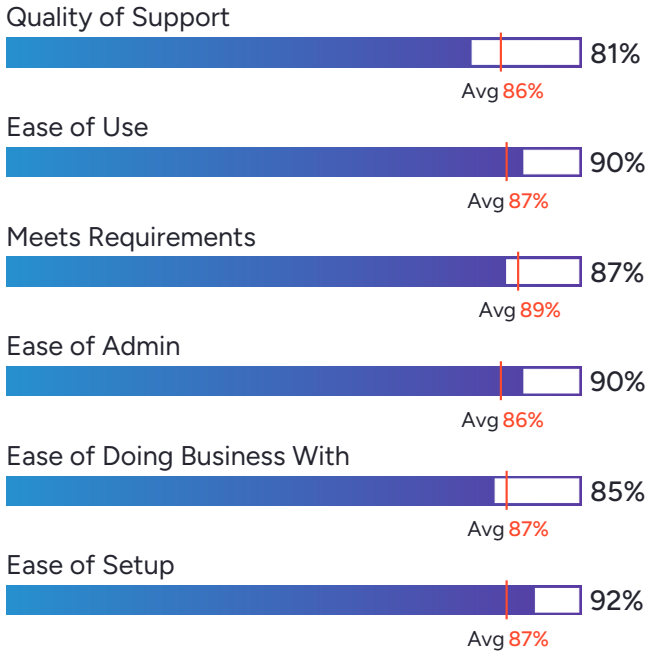
# SQLite

4.3 ★★★★★ (260)




SQLite has been named a Leader based on receiving a high customer Satisfaction score and having a large Market Presence. 92% of users rated it 4 or 5 stars, 79% of users believe it is headed in the right direction, and users said they would be likely to recommend SQLite at a rate of 85%.

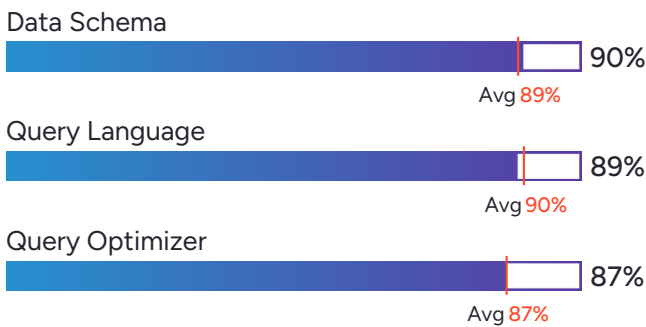
## Satisfaction Ratings



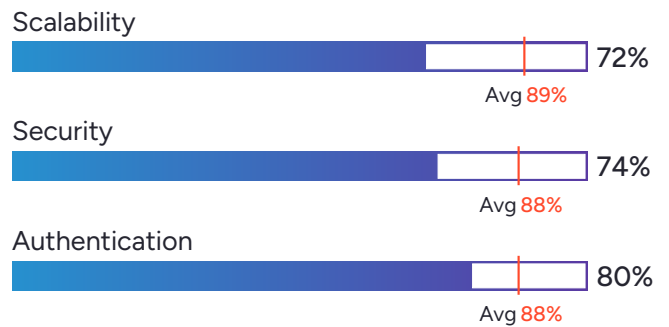
## Top Industries Represented



## Highest-Rated Features



## Lowest-Rated Features



Ownership  
SQLite



HQ Location  
San Francisco,  
California



Employees (Listed  
On LinkedIn)  
7



Company Website  
[www.sqlite.org](http://www.sqlite.org)



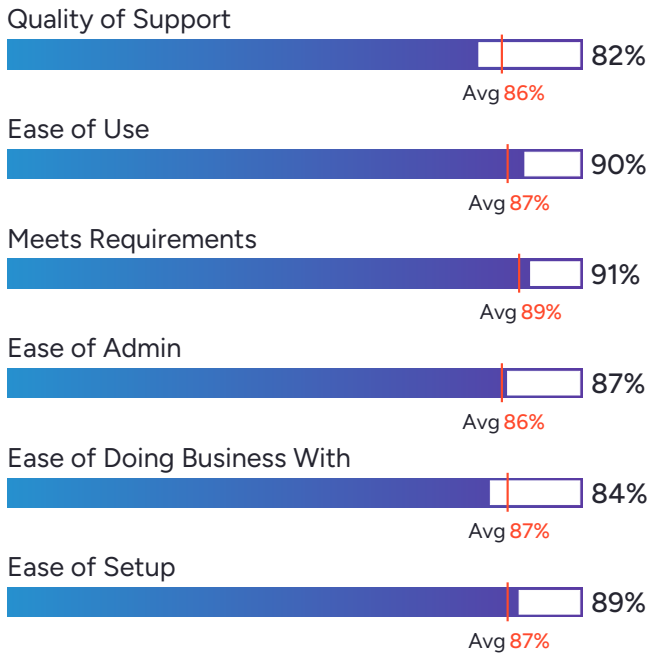
# MariaDB

4.4 ★★★★★ (224)




MariaDB has been named a Leader based on receiving a high customer Satisfaction score and having a large Market Presence. 97% of users rated it 4 or 5 stars, 90% of users believe it is headed in the right direction, and users said they would be likely to recommend MariaDB at a rate of 88%. MariaDB is also in the Columnar Databases and AWS Marketplace categories.

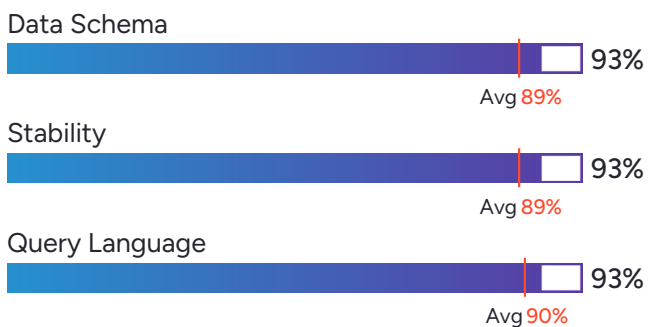
## Satisfaction Ratings



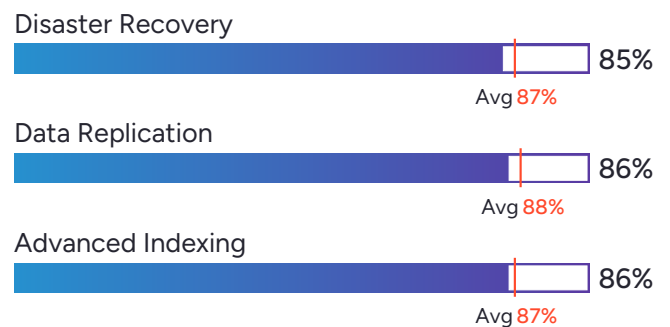
## Top Industries Represented



## Highest-Rated Features



## Lowest-Rated Features



**Ownership**  
MariaDB



**HQ Location**  
Espoo, Finland



**Year Founded**  
2014



**Employees (Listed On LinkedIn)**  
327



**Company Website**  
[mariadb.com](https://mariadb.com)

# Oracle Database Express Edition (XE)

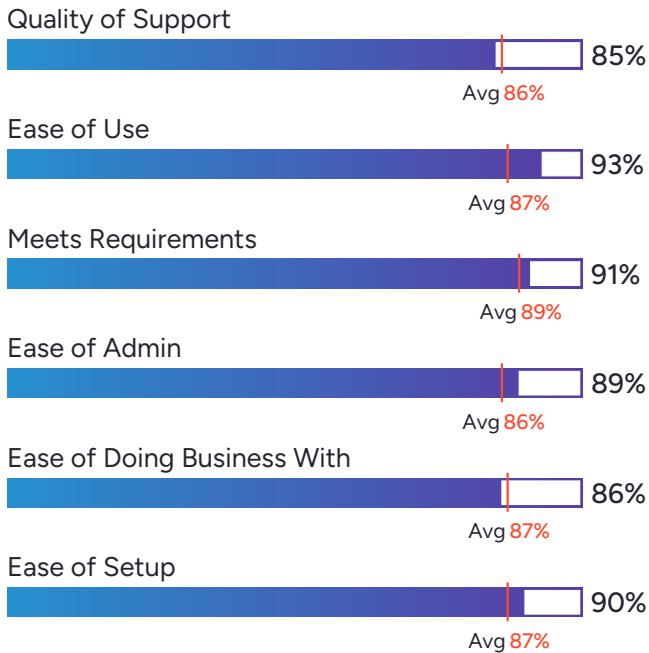


4.3 ★★★★★ (27)




Oracle Database Express Edition (XE) has been named a Leader based on receiving a high customer Satisfaction score and having a large Market Presence. 92% of users rated it 4 or 5 stars, 94% of users believe it is headed in the right direction, and users said they would be likely to recommend Oracle Database Express Edition at a rate of 86%.

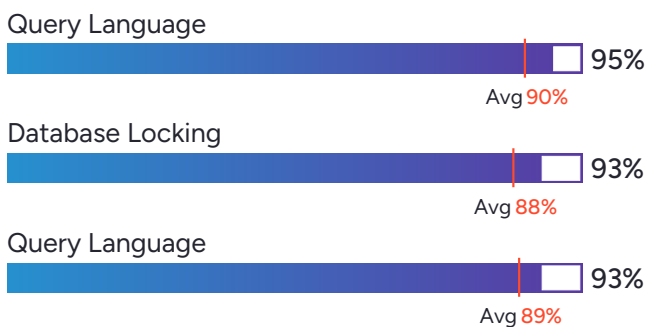
## Satisfaction Ratings



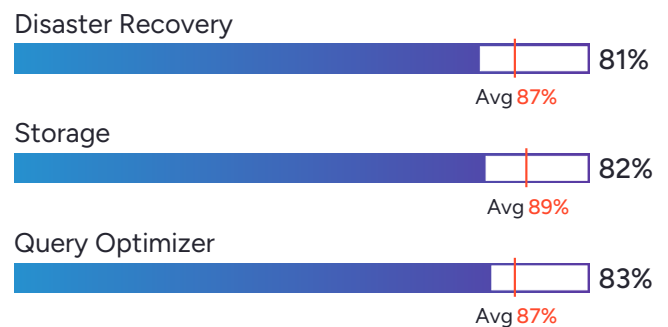
## Top Industries Represented



## Highest-Rated Features



## Lowest-Rated Features



Ownership  
Oracle



HQ Location  
Austin, TX



Year Founded  
1977



Employees (Listed  
On LinkedIn)  
198,071



Company Website  
[www.oracle.com](http://www.oracle.com)



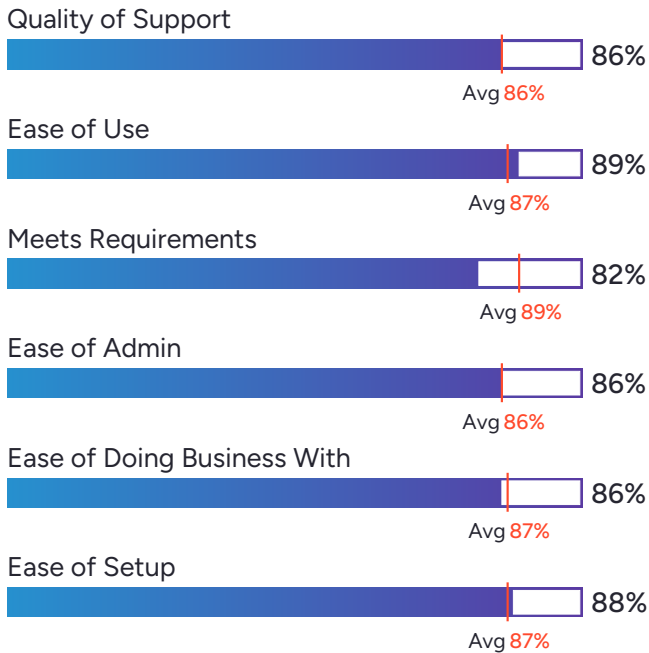
# MaxDB

4.2 ★★★★★ (14)




MaxDB has been named a Leader based on receiving a high customer Satisfaction score and having a large Market Presence. 86% of users rated it 4 or 5 stars, 100% of users believe it is headed in the right direction, and users said they would be likely to recommend MaxDB at a rate of 84%.

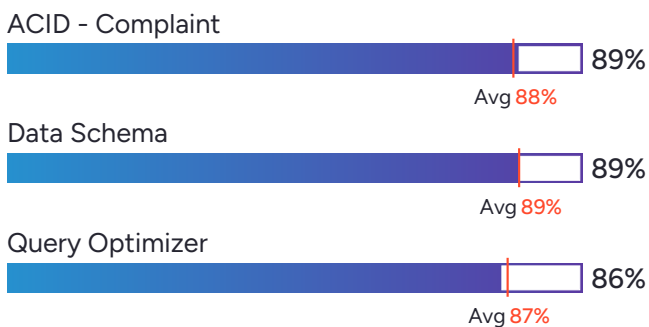
## Satisfaction Ratings



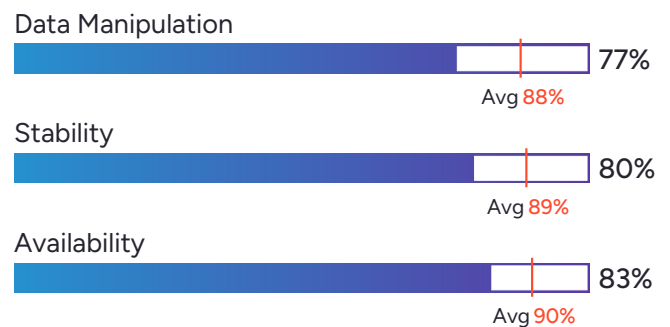
## Top Industries Represented



## Highest-Rated Features



## Lowest-Rated Features



Ownership  
SAP



HQ Location  
Walldorf



Year Founded  
1972



Employees (Listed  
On LinkedIn)  
138,451



Company Website  
[www.sap.com](http://www.sap.com)



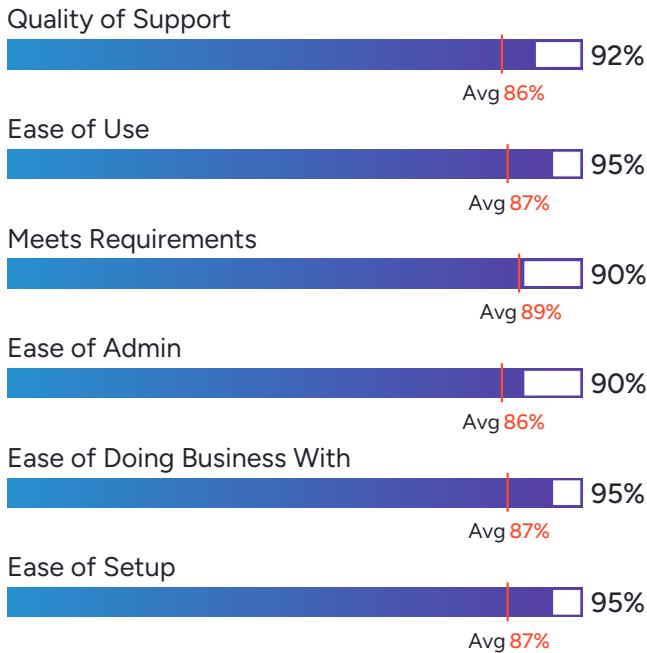
# Aiven for PostgreSQL

4.4 ★★★★★ (78)

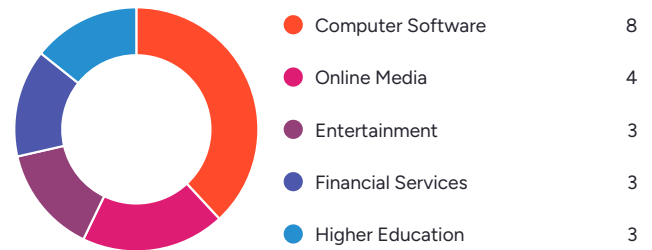


Aiven for PostgreSQL has been named a High Performer product based on having high customer Satisfaction scores and a low Market Presence compared to the rest of the category. 97% of users rated it 4 or 5 stars, 81% of users believe it is headed in the right direction, and users said they would be likely to recommend Aiven for PostgreSQL at a rate of 89%. Aiven for PostgreSQL is also in the Database Management Systems (DBMS) category.

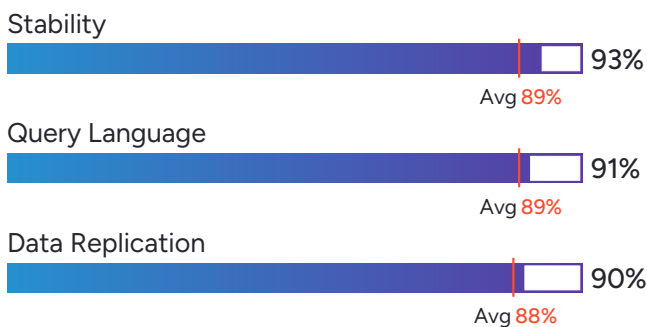
## Satisfaction Ratings



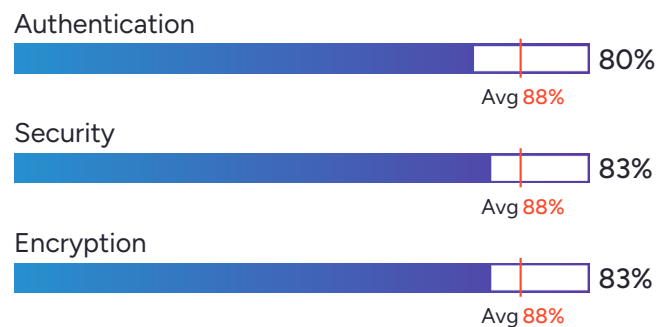
## Top Industries Represented



## Highest-Rated Features



## Lowest-Rated Features



**Ownership**  
Aiven



**HQ Location**  
Helsinki, Southern Finland



**Year Founded**  
2016



**Employees (Listed On LinkedIn)**  
439



**Company Website**  
[aiven.io](https://aiven.io)



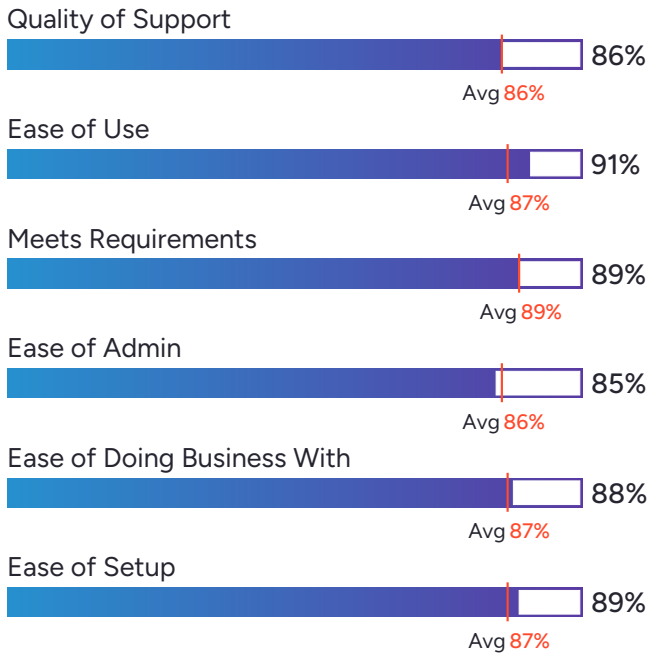
# Spark SQL

4.5 ★★★★★ (45)




Spark SQL has been named a High Performer product based on having high customer Satisfaction scores and a low Market Presence compared to the rest of the category. 98% of users rated it 4 or 5 stars, 100% of users believe it is headed in the right direction, and users said they would be likely to recommend Spark SQL at a rate of 91%.


## Satisfaction Ratings



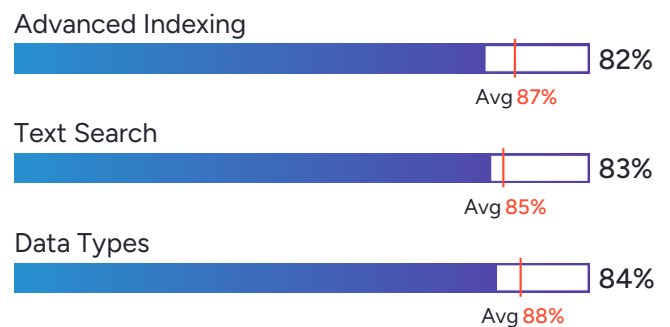
## Top Industries Represented



## Highest-Rated Features



## Lowest-Rated Features



**Ownership**  
The Apache Software Foundation



**HQ Location**  
Wakefield, MA



**Year Founded**  
1999



**Employees (Listed On LinkedIn)**  
2,345



**Company Website**  
[knox.apache.org](https://knox.apache.org)



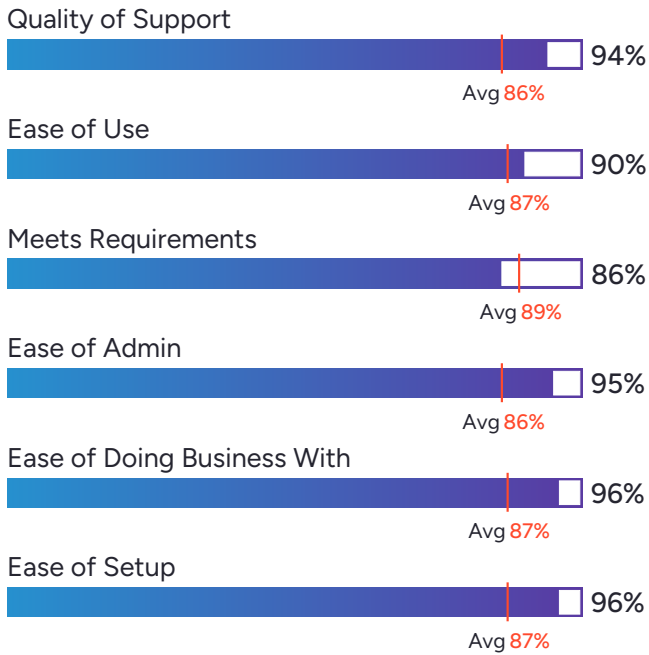
# Stackby

4.6 ★★★★★ (82)

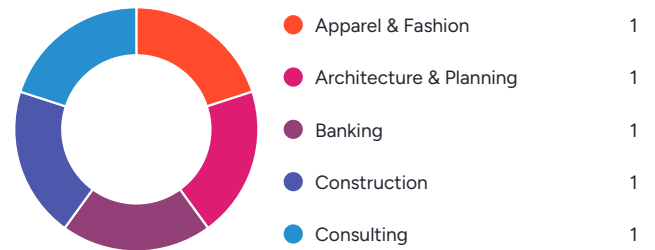


Stackby has been named a High Performer product based on having high customer Satisfaction scores and a low Market Presence compared to the rest of the category. 100% of users rated it 4 or 5 stars, 100% of users believe it is headed in the right direction, and users said they would be likely to recommend Stackby at a rate of 91%. Stackby is also in the No-Code Development Platforms, Task Management, Project Management, Workflow Management, and Product Management categories.

## Satisfaction Ratings



## Top Industries Represented



**Ownership**  
Relytree Inc.



**HQ Location**  
San Francisco (and vicinity), California



**Year Founded**  
2018



**Employees (Listed On LinkedIn)**  
24



**Company Website**  
[stackby.com](https://stackby.com)

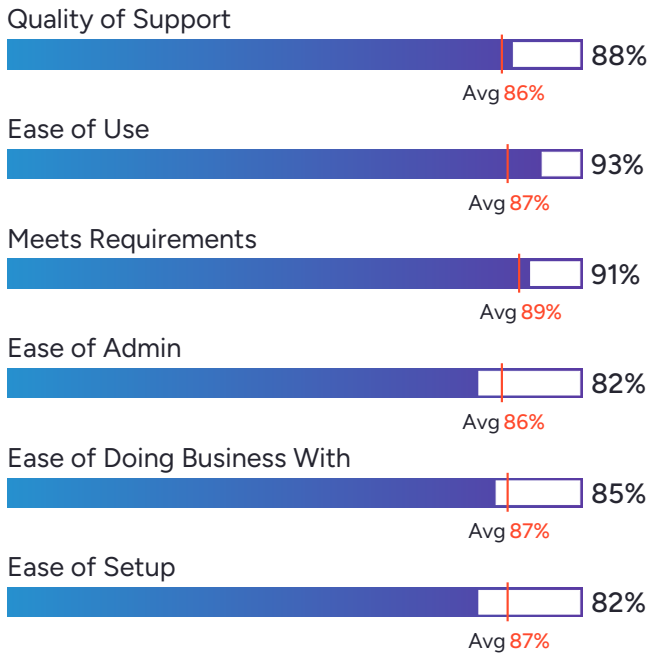


# SAP HEC (HANA Enterprise Cloud)


4.5 ★★★★★ (113)

SAP HEC (HANA Enterprise Cloud) has been named a Contender product based on having a relatively low customer Satisfaction score and large Market Presence compared to the rest of the category. While they may have positive reviews, they do not have enough reviews to validate those ratings. 94% of users rated it 4 or 5 stars, 86% of users believe it is headed in the right direction, and users said they would be likely to recommend SAP HEC (HANA Enterprise Cloud) at a rate of 89%. SAP HEC (HANA Enterprise Cloud) is also in the Database as a Service (DBaaS) category.

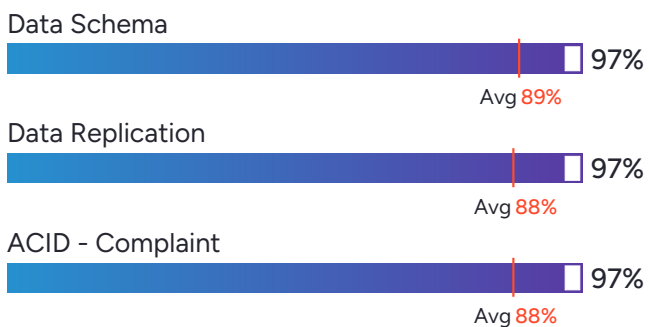
## Satisfaction Ratings



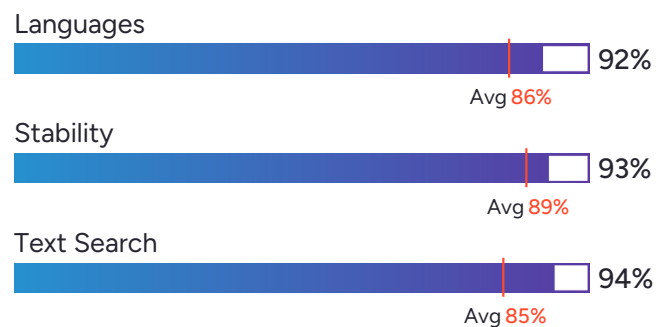
## Top Industries Represented



## Highest-Rated Features



## Lowest-Rated Features



Ownership  
SAP



HQ Location  
Walldorf



Year Founded  
1972



Employees (Listed  
On LinkedIn)  
138,451



Company Website  
[www.sap.com](http://www.sap.com)

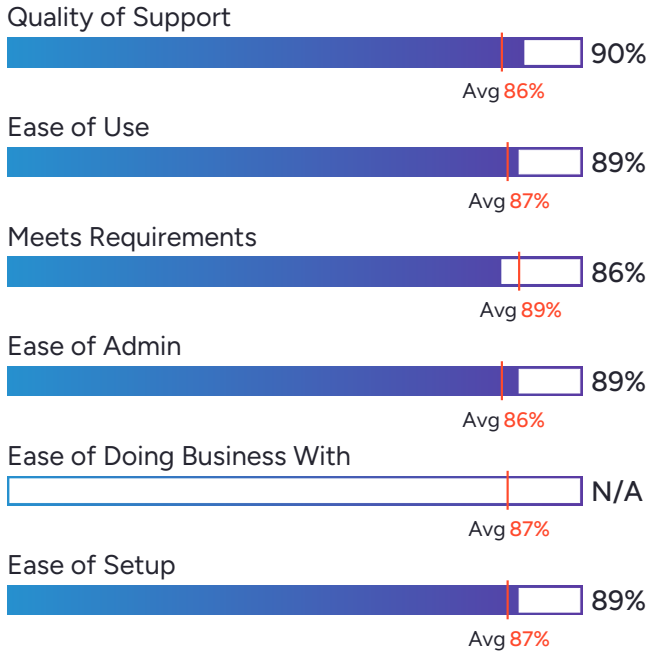


# CockroachDB


4.3 ★★★★★ (29)

CockroachDB has been named a Contender product based on having a relatively low customer Satisfaction score and large Market Presence compared to the rest of the category. While they may have positive reviews, they do not have enough reviews to validate those ratings. 100% of users rated it 4 or 5 stars, 88% of users believe it is headed in the right direction, and users said they would be likely to recommend CockroachDB at a rate of 84%. CockroachDB is also in the Database as a Service (DBaaS), Database Management Systems (DBMS), and Vector Database categories.

## Satisfaction Ratings




## Top Industries Represented

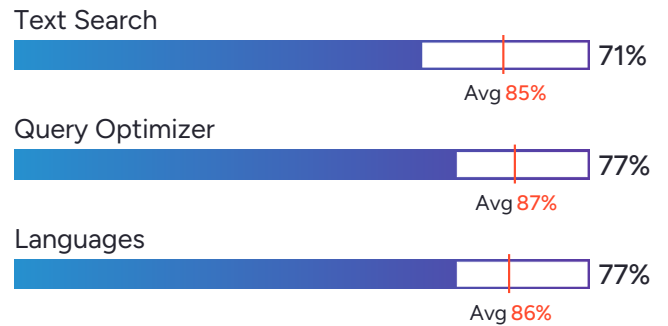


\*N/A is displayed when fewer than five responses were received for the question.

## Highest-Rated Features



## Lowest-Rated Features



 <b>Ownership</b> Cockroach Labs	 <b>HQ Location</b> New York, NY	 <b>Year Founded</b> 2015	 <b>Employees (Listed On LinkedIn)</b> 720	 <b>Company Website</b> <a href="https://cockroachlabs.com">cockroachlabs.com</a>
--	--	---------------------------------	--	---

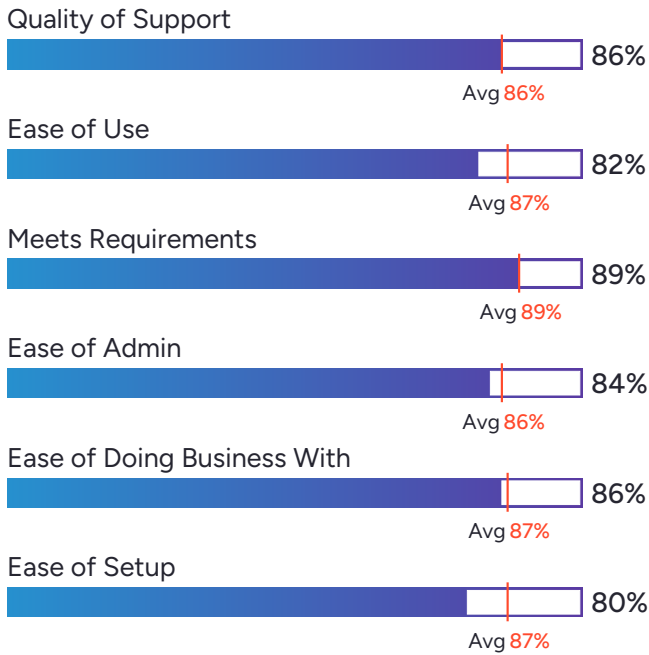


# SAP IQ

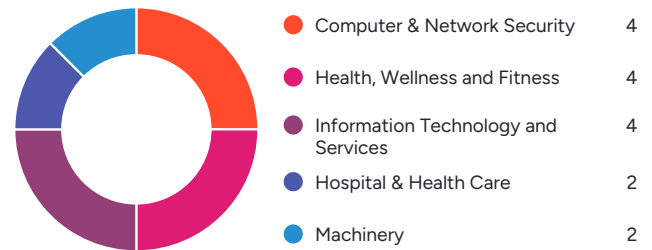
4.2 ★★★★★ (32)

SAP IQ has been named a Contender product based on having a relatively low customer Satisfaction score and large Market Presence compared to the rest of the category. While they may have positive reviews, they do not have enough reviews to validate those ratings. 90% of users rated it 4 or 5 stars, 92% of users believe it is headed in the right direction, and users said they would be likely to recommend SAP IQ at a rate of 83%.

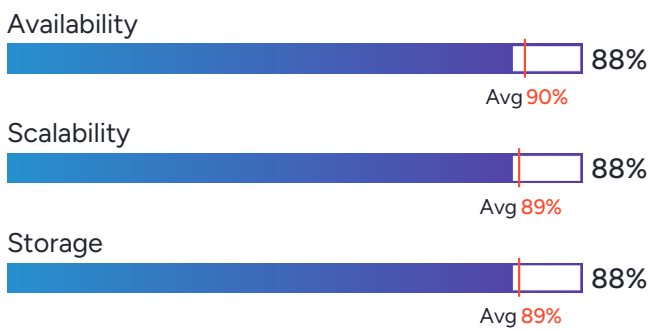
## Satisfaction Ratings



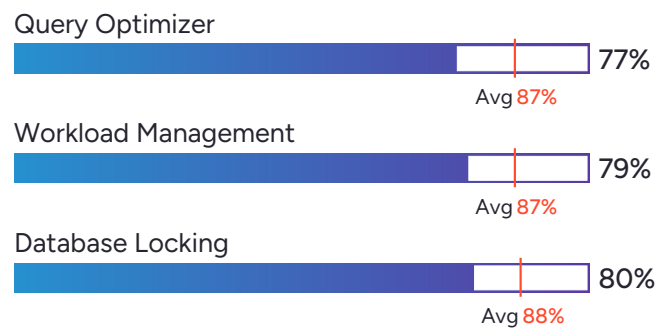
## Top Industries Represented



## Highest-Rated Features



## Lowest-Rated Features



Ownership  
SAP



HQ Location  
Walldorf



Year Founded  
1972



Employees (Listed  
On LinkedIn)  
138,451



Company Website  
[www.sap.com](http://www.sap.com)

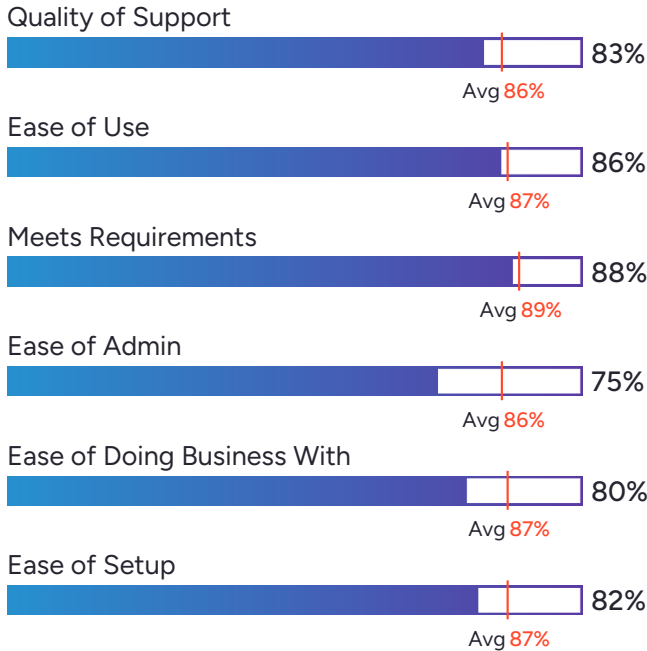
# Oracle TimesTen



3.8 ★★★★★☆ (22)

Oracle TimesTen has been named a Contender product based on having a relatively low customer Satisfaction score and large Market Presence compared to the rest of the category. While they may have positive reviews, they do not have enough reviews to validate those ratings. 83% of users rated it 4 or 5 stars, 67% of users believe it is headed in the right direction, and users said they would be likely to recommend Oracle TimesTen at a rate of 75%.


## Satisfaction Ratings



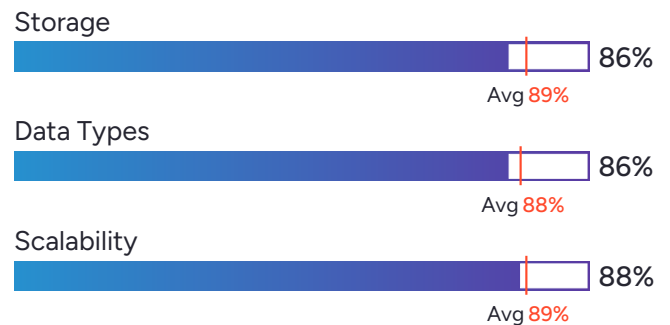
## Top Industries Represented



## Highest-Rated Features



## Lowest-Rated Features



Ownership  
Oracle



HQ Location  
Austin, TX



Year Founded  
1977



Employees (Listed On LinkedIn)  
198,071



Company Website  
[www.oracle.com](http://www.oracle.com)

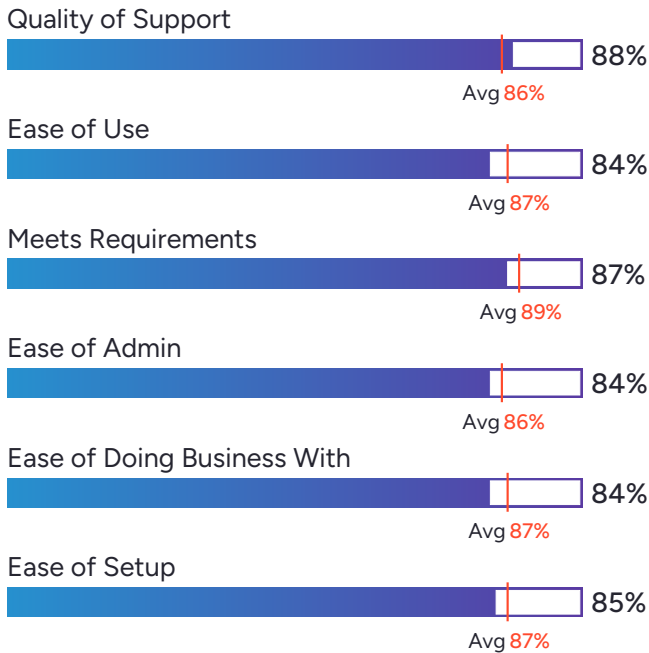


# SAP SQL Anywhere

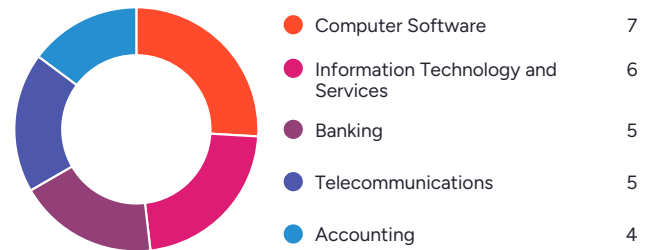
4.1 ★★★★★ (85)

SAP SQL Anywhere has been named a Contender product based on having a relatively low customer Satisfaction score and large Market Presence compared to the rest of the category. While they may have positive reviews, they do not have enough reviews to validate those ratings. 88% of users rated it 4 or 5 stars, 83% of users believe it is headed in the right direction, and users said they would be likely to recommend SAP SQL Anywhere at a rate of 81%. SAP SQL Anywhere is also in the Database Security category.

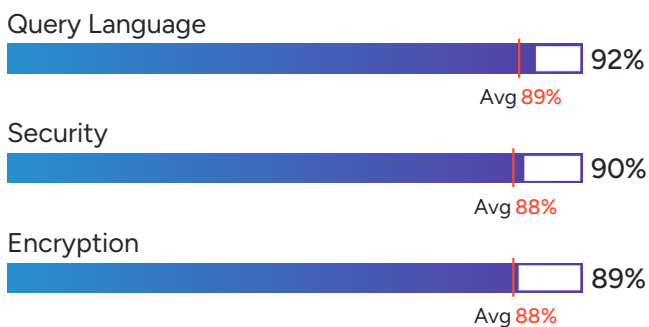
## Satisfaction Ratings



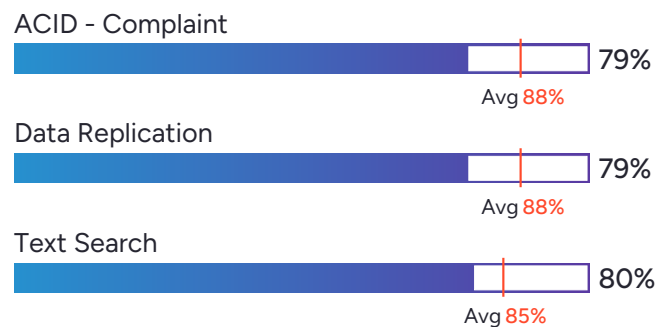
## Top Industries Represented



## Highest-Rated Features



## Lowest-Rated Features



Ownership  
SAP



HQ Location  
Walldorf



Year Founded  
1972



Employees (Listed  
On LinkedIn)  
138,451



Company Website  
[www.sap.com](http://www.sap.com)

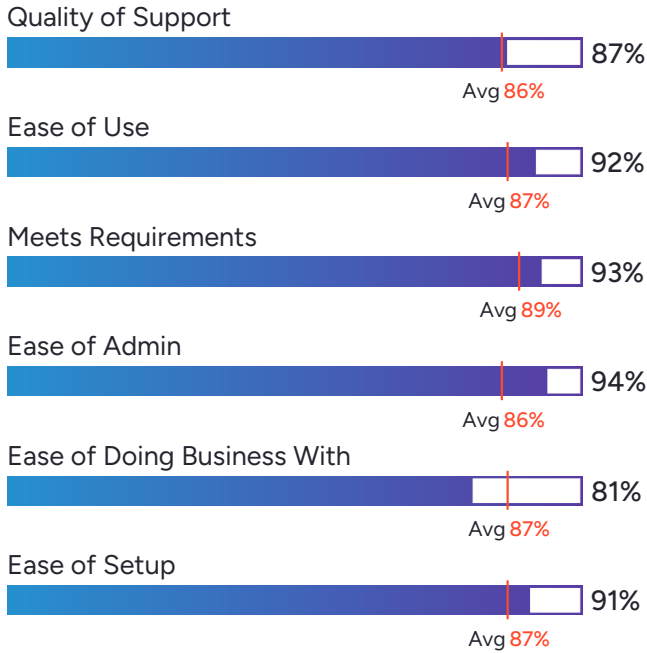


# IBM Informix

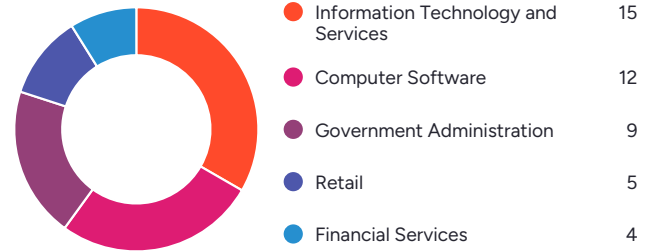
4.5 ★★★★★ (110)

IBM Informix has been named a Contender product based on having a relatively low customer Satisfaction score and large Market Presence compared to the rest of the category. While they may have positive reviews, they do not have enough reviews to validate those ratings. 94% of users rated it 4 or 5 stars, 65% of users believe it is headed in the right direction, and users said they would be likely to recommend IBM Informix at a rate of 91%. IBM Informix is also in the Data Replication category.

## Satisfaction Ratings



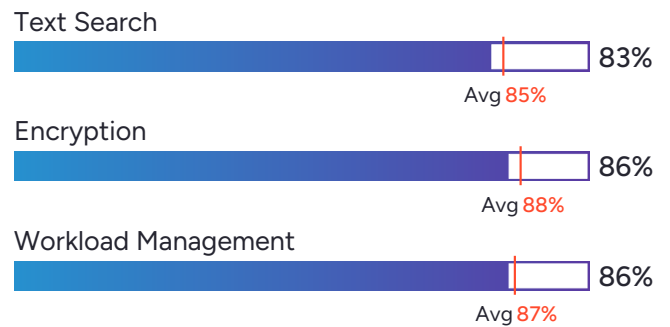
## Top Industries Represented



## Highest-Rated Features



## Lowest-Rated Features



Ownership  
IBM



HQ Location  
Armonk, NY



Year Founded  
1911



Employees (Listed On LinkedIn)  
339,241



Company Website  
[www.ibm.com](http://www.ibm.com)

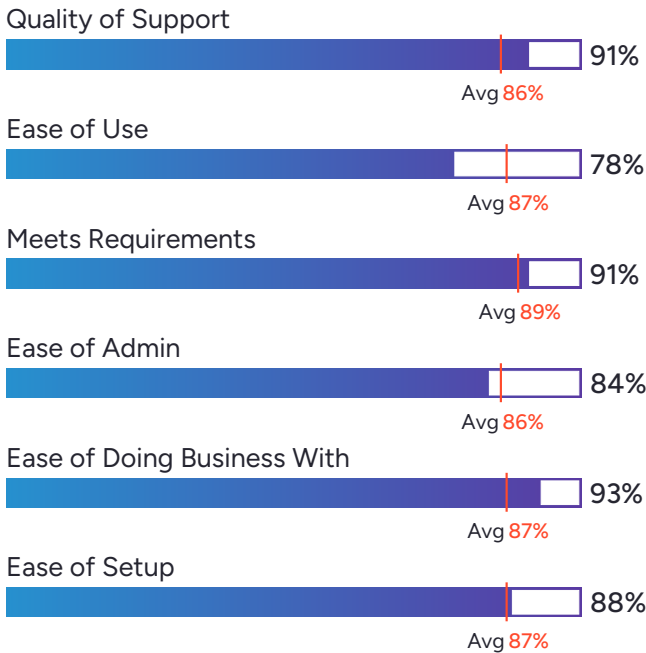
# InterSystems Caché



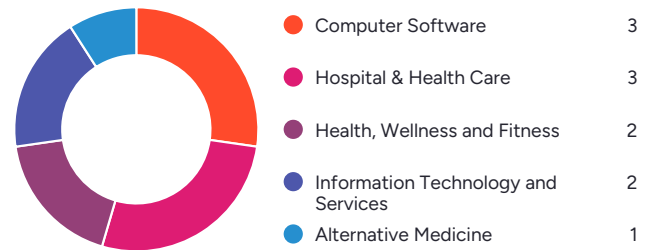
4.3 ★★★★★ (33)

InterSystems Caché has been named a Contender product based on having a relatively low customer Satisfaction score and large Market Presence compared to the rest of the category. While they may have positive reviews, they do not have enough reviews to validate those ratings. 93% of users rated it 4 or 5 stars, 91% of users believe it is headed in the right direction, and users said they would be likely to recommend InterSystems Caché at a rate of 89%. InterSystems Caché is also in the Object-Oriented Databases, Document Databases, and Key Value Databases categories.


## Satisfaction Ratings



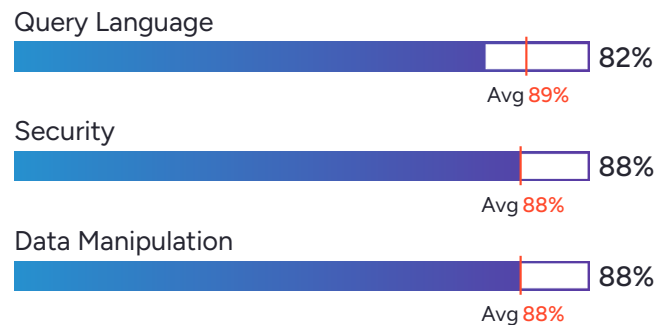
## Top Industries Represented



## Highest-Rated Features



## Lowest-Rated Features



**Ownership**  
InterSystems



**HQ Location**  
Cambridge, MA



**Year Founded**  
1978



**Employees (Listed On LinkedIn)**  
2,072



**Company Website**  
[intersystems.com](https://intersystems.com)

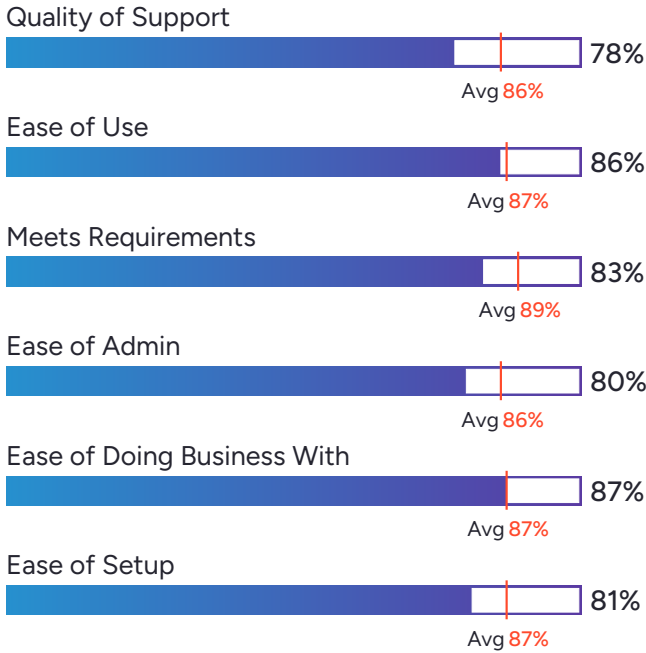


# Progress OpenEdge

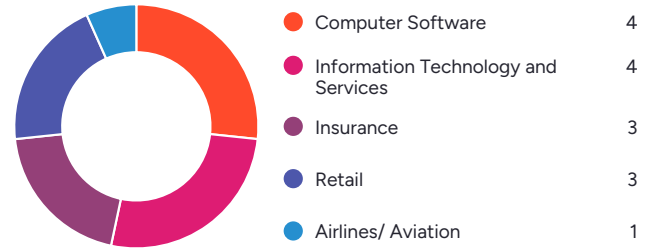
4.0 ★★★★★ (49)

Progress OpenEdge has been named a Contender product based on having a relatively low customer Satisfaction score and large Market Presence compared to the rest of the category. While they may have positive reviews, they do not have enough reviews to validate those ratings. 89% of users rated it 4 or 5 stars, 92% of users believe it is headed in the right direction, and users said they would be likely to recommend Progress OpenEdge at a rate of 82%. Progress OpenEdge is also in the Database Monitoring, Enterprise Architecture Tools, Container Orchestration, Continuous Delivery, Low-Code Development Platforms, Continuous Integration, Application Server, Requirements Management, and Application Development Platforms categories.

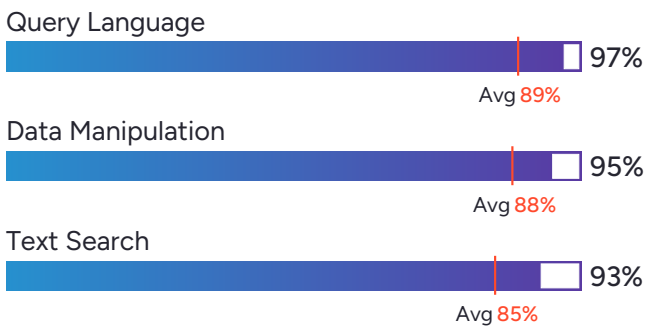
## Satisfaction Ratings



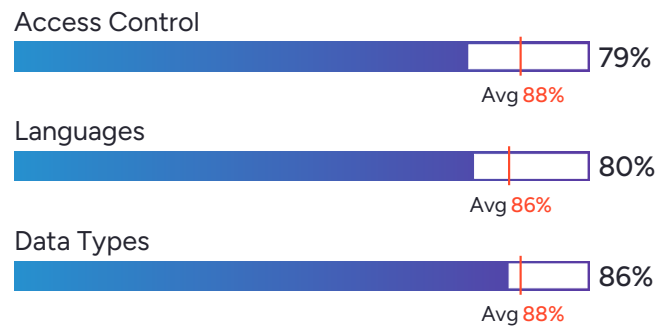
## Top Industries Represented



## Highest-Rated Features



## Lowest-Rated Features



**Ownership**  
Progress Software



**HQ Location**  
Burlington, MA.



**Year Founded**  
1981



**Employees (Listed On LinkedIn)**  
4,205



**Company Website**  
[progress.com](https://progress.com)

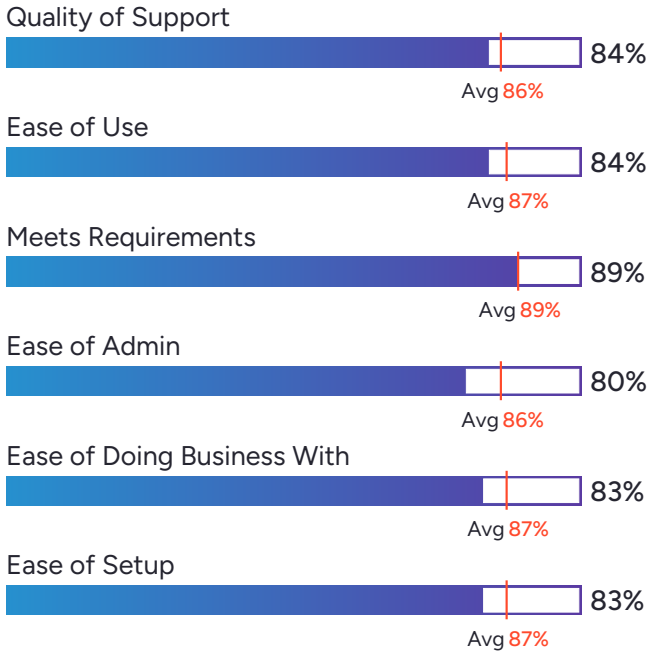


# Cloudera Data Science


4.2 ★★★★★ (11)

Cloudera Data Science has been named a Contender product based on having a relatively low customer Satisfaction score and large Market Presence compared to the rest of the category. While they may have positive reviews, they do not have enough reviews to validate those ratings. 90% of users rated it 4 or 5 stars, 86% of users believe it is headed in the right direction, and users said they would be likely to recommend Cloudera Data Science at a rate of 83%.

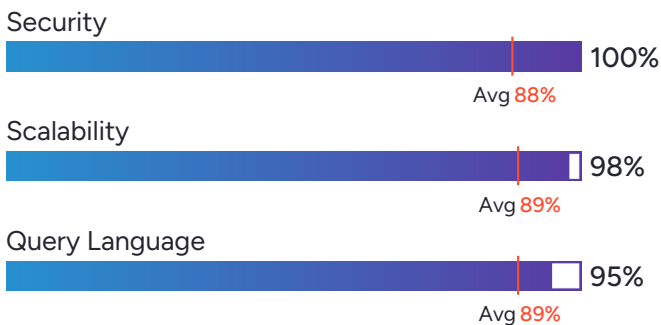
## Satisfaction Ratings



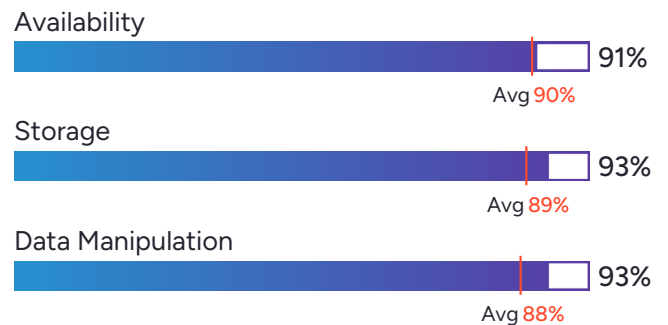
## Top Industries Represented



## Highest-Rated Features



## Lowest-Rated Features



**Ownership**  
Cloudera



**HQ Location**  
Palo Alto, CA



**Year Founded**  
2008



**Employees (Listed On LinkedIn)**  
3,338



**Company Website**  
[cloudera.com](https://cloudera.com)

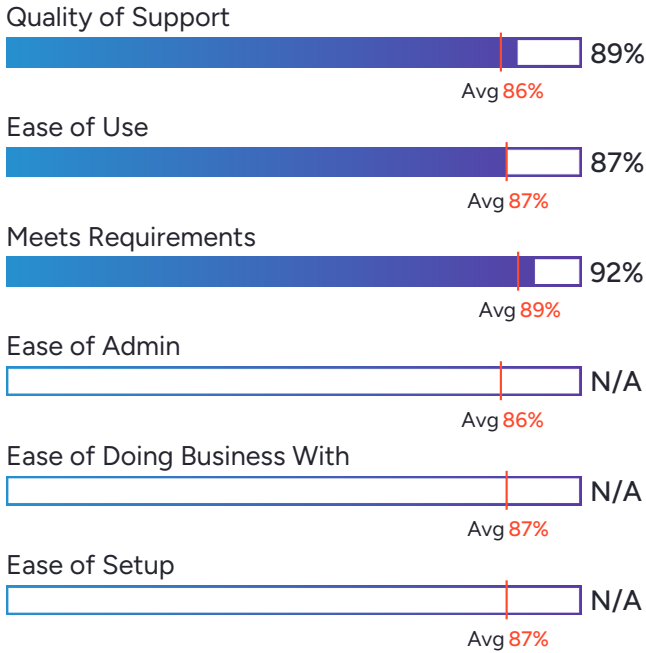


# Cloudera Analytic DB


4.3 ★★★★★ (12)

Cloudera Analytic DB has been named a Contender product based on having a relatively low customer Satisfaction score and large Market Presence compared to the rest of the category. While they may have positive reviews, they do not have enough reviews to validate those ratings. 100% of users rated it 4 or 5 stars, 89% of users believe it is headed in the right direction, and users said they would be likely to recommend Cloudera Analytic DB at a rate of 87%.

## Satisfaction Ratings

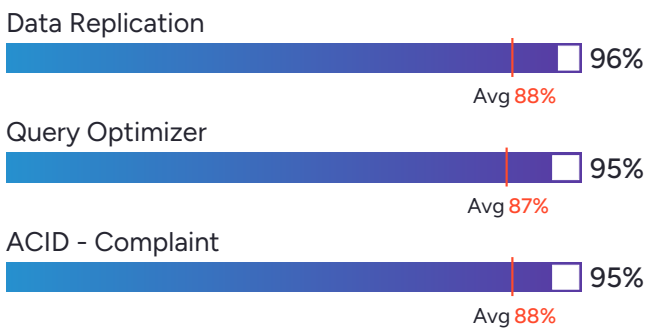


## Top Industries Represented

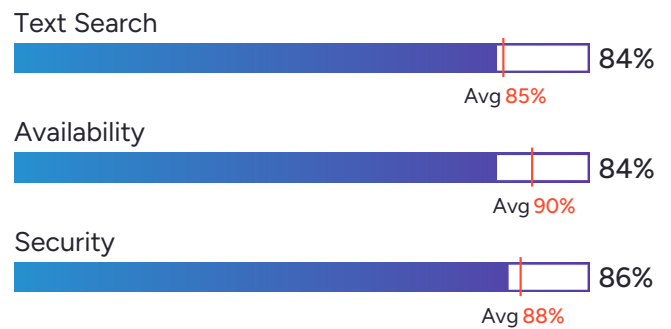


\*N/A is displayed when fewer than five responses were received for the question.

## Highest-Rated Features



## Lowest-Rated Features



**Ownership**  
Cloudera



**HQ Location**  
Palo Alto, CA



**Year Founded**  
2008



**Employees (Listed On LinkedIn)**  
3,338



**Company Website**  
[cloudera.com](https://cloudera.com)

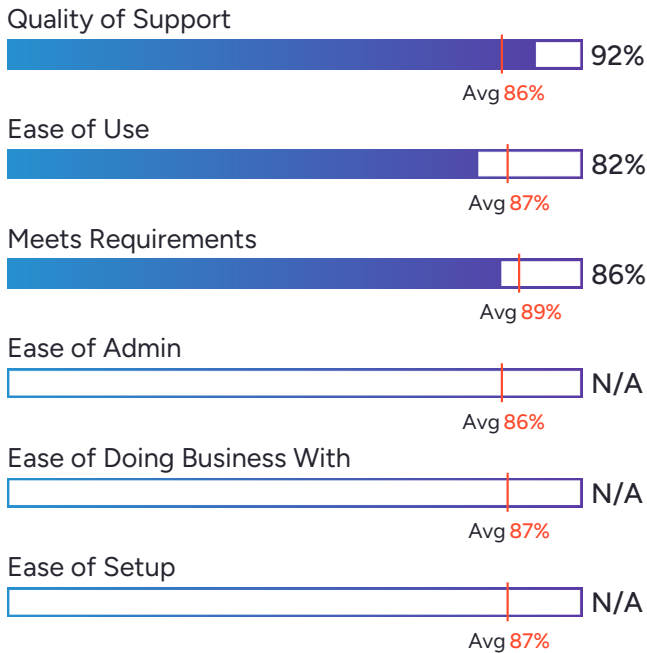


# Citus Data

4.3 ★★★★★ (10)

Citus Data has been named a Contender product based on having a relatively low customer Satisfaction score and large Market Presence compared to the rest of the category. While they may have positive reviews, they do not have enough reviews to validate those ratings. 90% of users rated it 4 or 5 stars, 80% of users believe it is headed in the right direction, and users said they would be likely to recommend Citius Data at a rate of 85%.

## Satisfaction Ratings




## Top Industries Represented

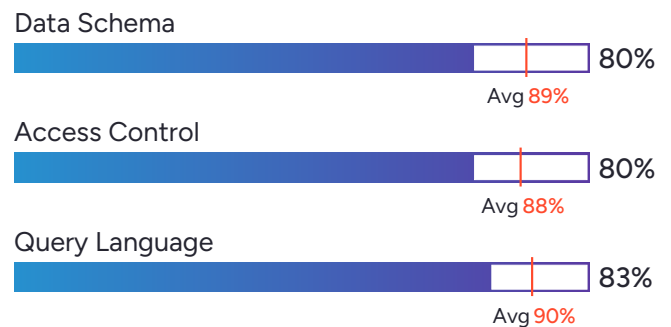


\*N/A is displayed when fewer than five responses were received for the question.

## Highest-Rated Features



## Lowest-Rated Features



**Ownership**  
Microsoft



**HQ Location**  
Redmond,  
Washington



**Year Founded**  
1975



**Employees (Listed  
On LinkedIn)**  
226,132



**Company Website**  
[microsoft.com](https://microsoft.com)

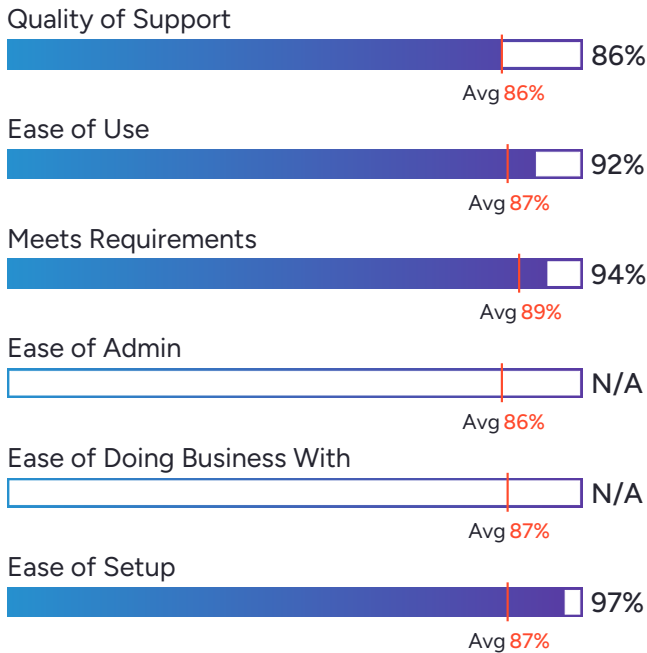


# Aiven for MySQL

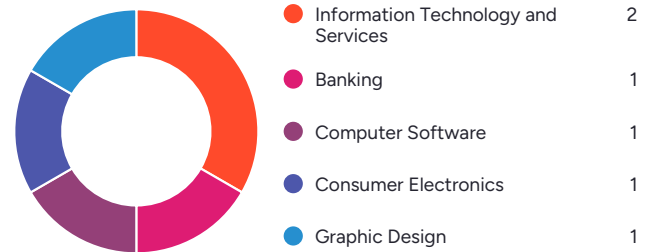
4.2 ★★★★★☆ (11)

Aiven for MySQL has been named a Niche product based on having a relatively low Satisfaction score and low Market Presence compared to the rest of the category. While they may have positive reviews, they do not have enough reviews to validate those ratings. 100% of users rated it 4 or 5 stars, 100% of users believe it is headed in the right direction, and users said they would be likely to recommend Aiven for MySQL at a rate of 85%.

## Satisfaction Ratings




## Top Industries Represented




\*N/A is displayed when fewer than five responses were received for the question.

## Highest-Rated Features



## Lowest-Rated Features



**Ownership**  
Aiven



**HQ Location**  
Helsinki, Southern Finland



**Year Founded**  
2016



**Employees (Listed On LinkedIn)**  
439



**Company Website**  
[aiven.io](https://aiven.io)

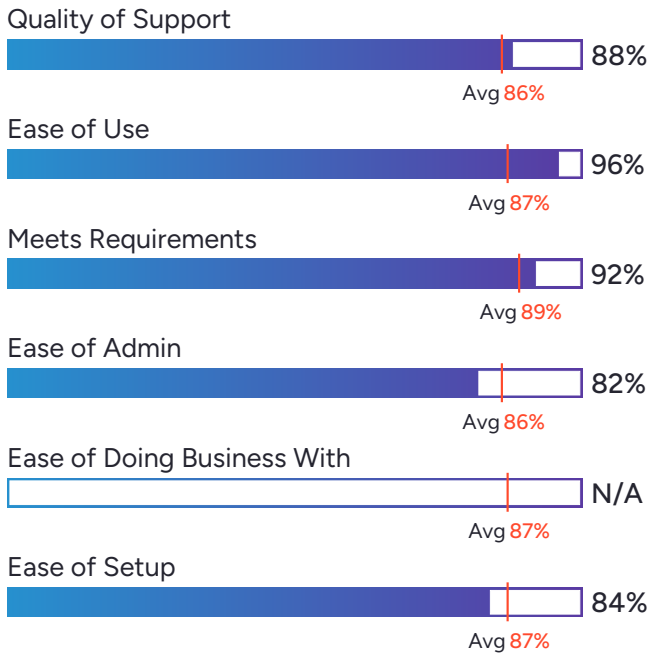


# Percona Server

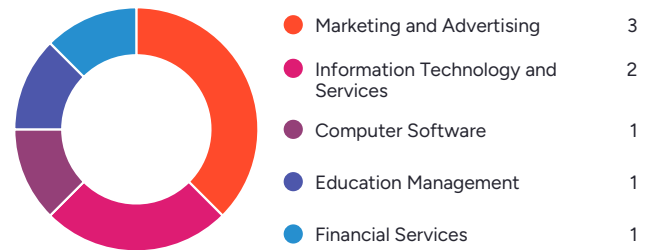
4.9 ★★★★★ (14)

Percona Server has been named a Niche product based on having a relatively low Satisfaction score and low Market Presence compared to the rest of the category. While they may have positive reviews, they do not have enough reviews to validate those ratings. 100% of users rated it 4 or 5 stars, 100% of users believe it is headed in the right direction, and users said they would be likely to recommend Percona Server at a rate of 98%.

## Satisfaction Ratings

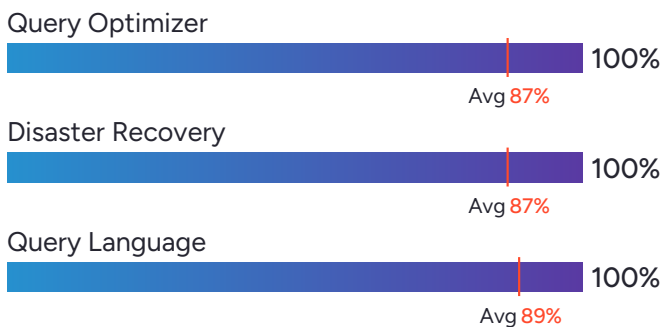


## Top Industries Represented

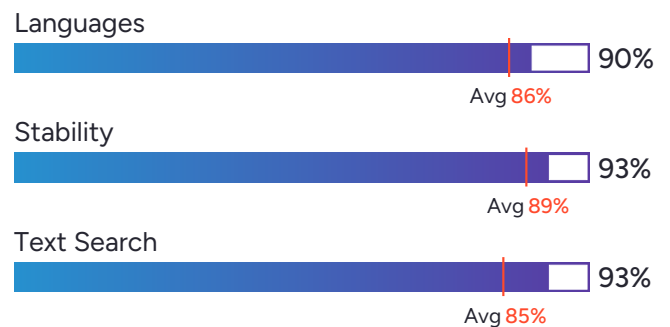


\*N/A is displayed when fewer than five responses were received for the question.

## Highest-Rated Features



## Lowest-Rated Features



**Ownership**  
Percona



**HQ Location**  
Durham, North Carolina



**Year Founded**  
2006



**Employees (Listed On LinkedIn)**  
338



**Company Website**  
[percona.com](https://percona.com)

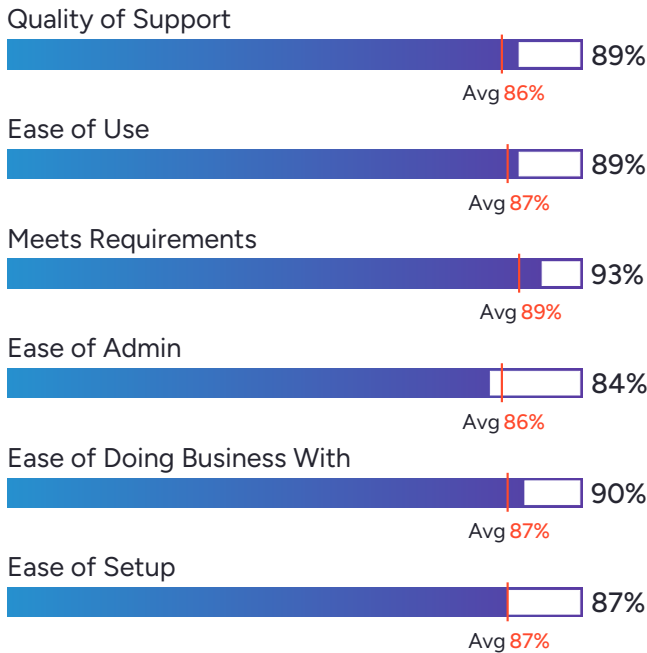


# SingleStore

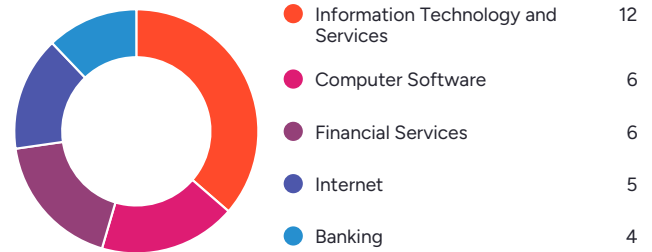
4.5 ★★★★★ (118)

SingleStore has been named a Niche product based on having a relatively low Satisfaction score and low Market Presence compared to the rest of the category. While they may have positive reviews, they do not have enough reviews to validate those ratings. 98% of users rated it 4 or 5 stars, 83% of users believe it is headed in the right direction, and users said they would be likely to recommend SingleStore at a rate of 92%. SingleStore is also in the Real-time Analytic Database and Vector Database categories.

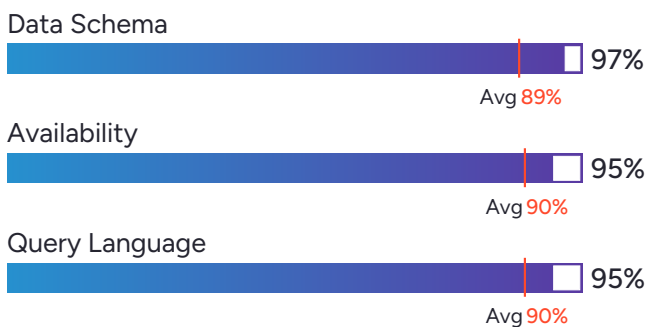
## Satisfaction Ratings




## Top Industries Represented



## Highest-Rated Features



## Lowest-Rated Features



Ownership  
SingleStore



HQ Location  
San Francisco, CA



Year Founded  
2011



Employees (Listed  
On LinkedIn)  
546



Company Website  
[singlestore.com](https://singlestore.com)

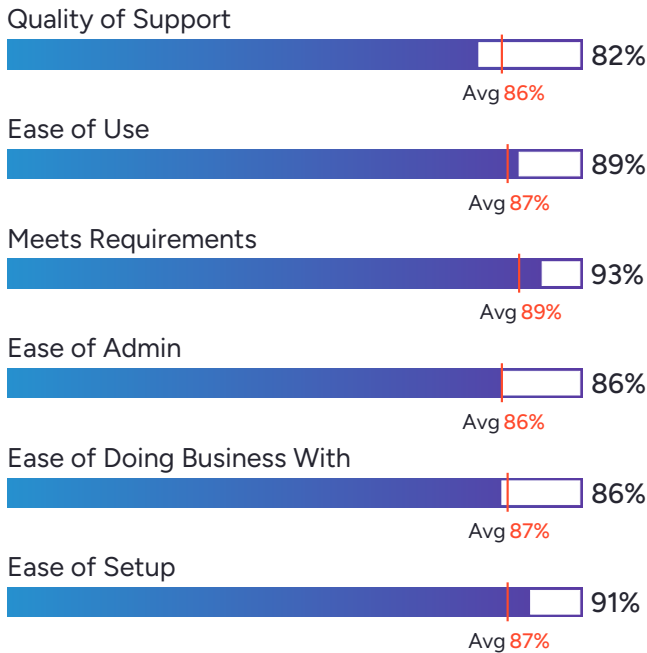


# Apache Calcite


4.4 ★★★★★ (11)

Apache Calcite has been named a Niche product based on having a relatively low Satisfaction score and low Market Presence compared to the rest of the category. While they may have positive reviews, they do not have enough reviews to validate those ratings. 91% of users rated it 4 or 5 stars, 100% of users believe it is headed in the right direction, and users said they would be likely to recommend Apache Calcite at a rate of 87%.

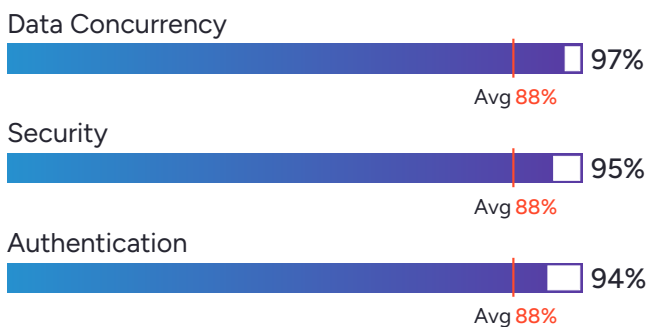
## Satisfaction Ratings



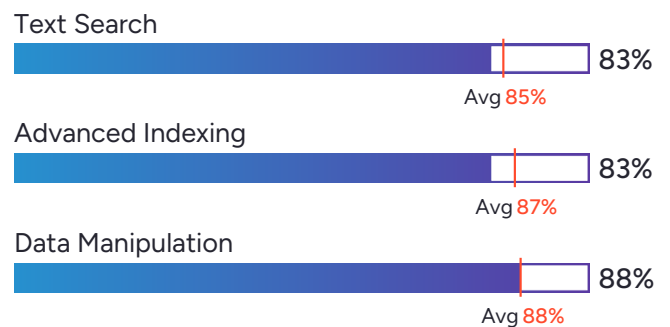
## Top Industries Represented



## Highest-Rated Features



## Lowest-Rated Features



**Ownership**  
The Apache Software Foundation



**HQ Location**  
Wakefield, MA



**Year Founded**  
1999



**Employees (Listed On LinkedIn)**  
2,345



**Company Website**  
[knox.apache.org](https://knox.apache.org)

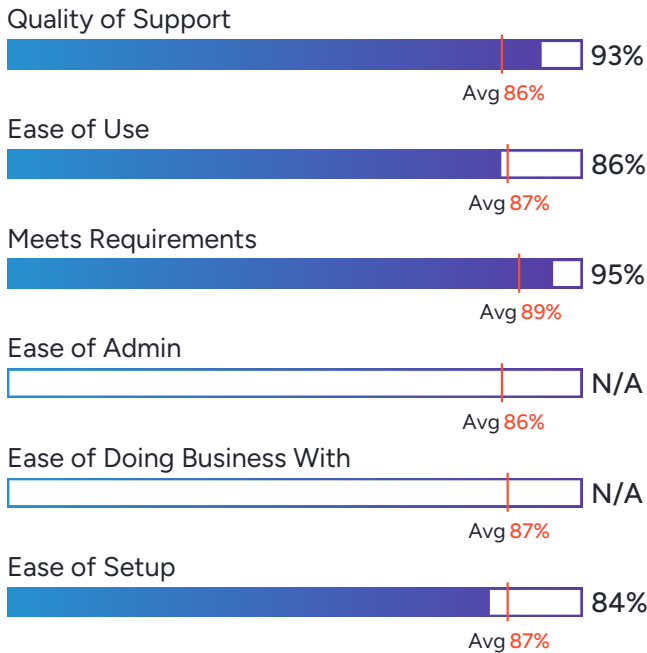


# Fauna

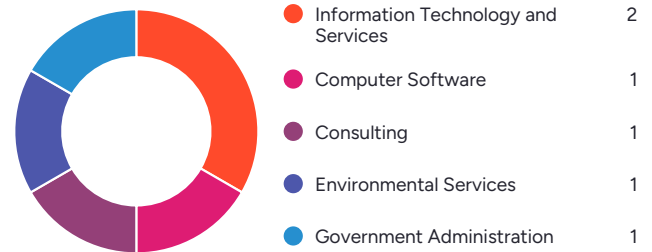
4.4 ★★★★★ (25)

Fauna has been named a Niche product based on having a relatively low Satisfaction score and low Market Presence compared to the rest of the category. While they may have positive reviews, they do not have enough reviews to validate those ratings. 100% of users rated it 4 or 5 stars, 100% of users believe it is headed in the right direction, and users said they would be likely to recommend Fauna at a rate of 94%. Fauna is also in the Time Series Databases, Document Databases, Graph Databases, and Database as a Service (DBaaS) categories.

## Satisfaction Ratings

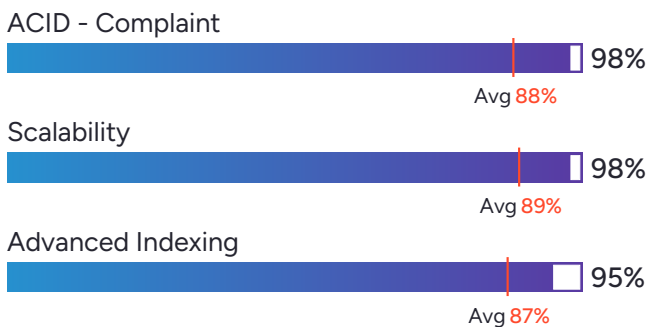


## Top Industries Represented

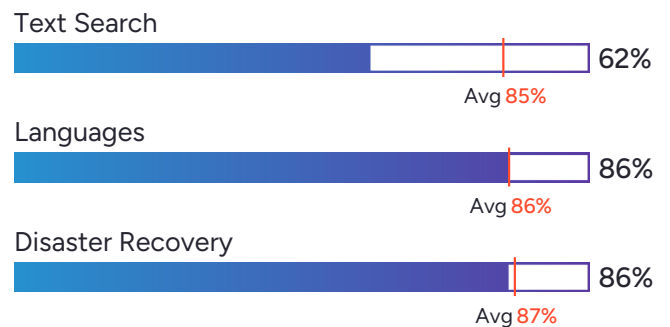


\*N/A is displayed when fewer than five responses were received for the question.

## Highest-Rated Features



## Lowest-Rated Features



**Ownership**  
Fauna



**HQ Location**  
San Francisco, CA



**Year Founded**  
2015



**Employees (Listed On LinkedIn)**  
11



**Company Website**  
[fauna.com](https://fauna.com)

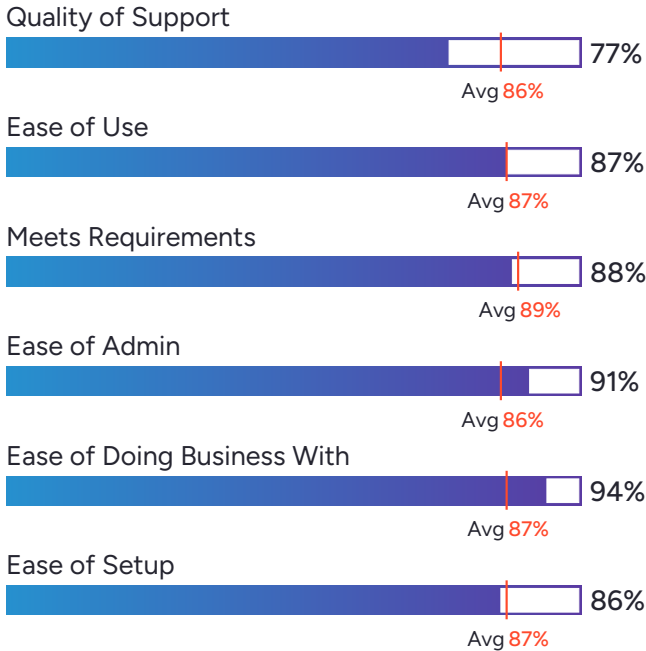


# dotConnect for PostgreSQL


3.7 ★★★★★ (18)

dotConnect for PostgreSQL has been named a Niche product based on having a relatively low Satisfaction score and low Market Presence compared to the rest of the category. While they may have positive reviews, they do not have enough reviews to validate those ratings. 83% of users rated it 4 or 5 stars, 86% of users believe it is headed in the right direction, and users said they would be likely to recommend dotConnect for PostgreSQL at a rate of 74%.

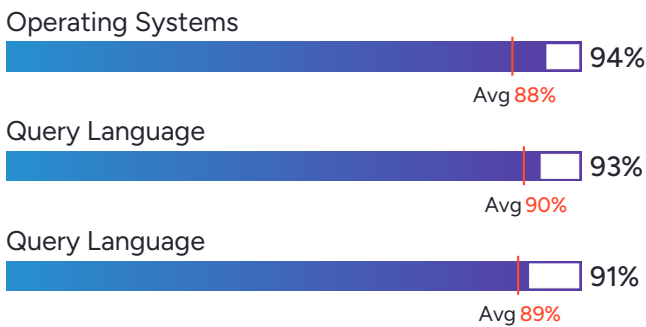
## Satisfaction Ratings



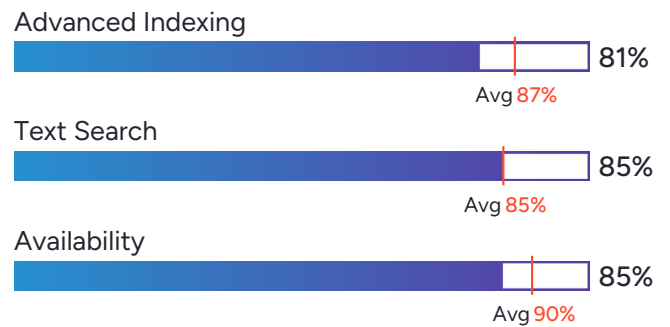
## Top Industries Represented



## Highest-Rated Features



## Lowest-Rated Features



**Ownership**  
Devart



**HQ Location**  
Wilmington,  
Delaware, USA



**Year Founded**  
1997



**Employees (Listed  
On LinkedIn)**  
251



**Company Website**  
[www.devart.com](http://www.devart.com)

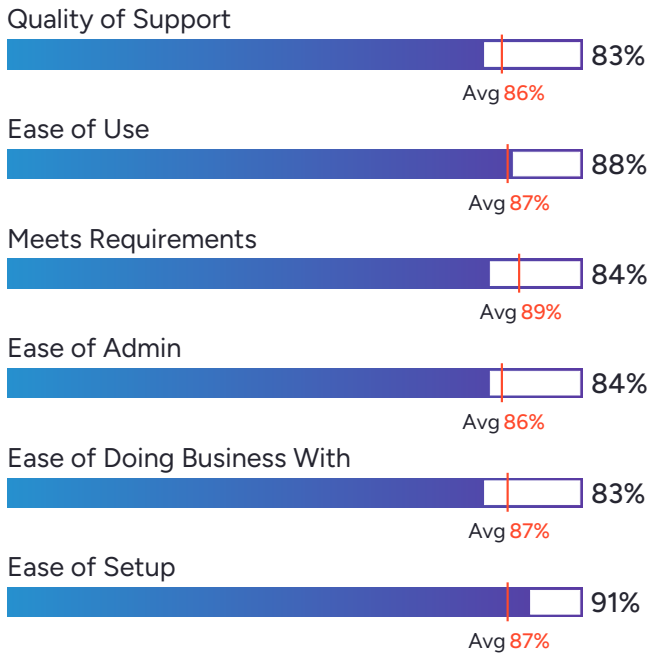


# Apache Derby

3.8 ★★★★★ (23)

Apache Derby has been named a Niche product based on having a relatively low Satisfaction score and low Market Presence compared to the rest of the category. While they may have positive reviews, they do not have enough reviews to validate those ratings. 87% of users rated it 4 or 5 stars, 70% of users believe it is headed in the right direction, and users said they would be likely to recommend Apache Derby at a rate of 77%.

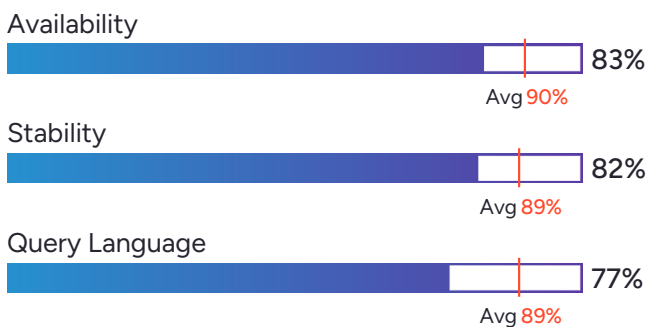
## Satisfaction Ratings



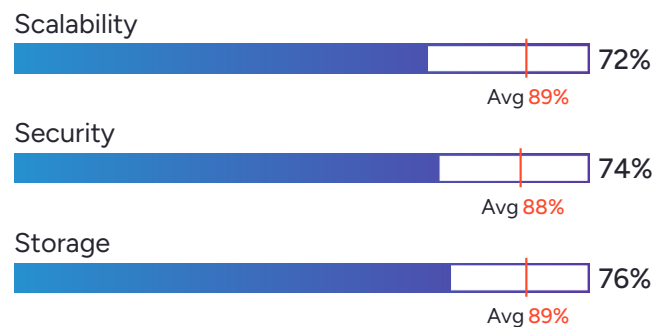
## Top Industries Represented



## Highest-Rated Features



## Lowest-Rated Features



**Ownership**  
The Apache Software Foundation



**HQ Location**  
Wakefield, MA



**Year Founded**  
1999



**Employees (Listed On LinkedIn)**  
2,345



**Company Website**  
[knox.apache.org](https://knox.apache.org)

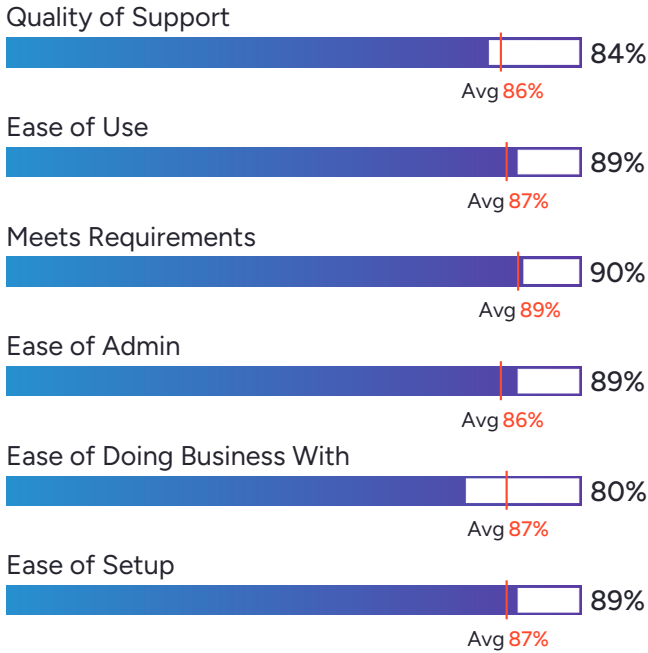


# dotConnect Universal


4.1 ★★★★★ (19)

dotConnect Universal has been named a Niche product based on having a relatively low Satisfaction score and low Market Presence compared to the rest of the category. While they may have positive reviews, they do not have enough reviews to validate those ratings. 89% of users rated it 4 or 5 stars, 92% of users believe it is headed in the right direction, and users said they would be likely to recommend dotConnect Universal at a rate of 82%.

## Satisfaction Ratings



## Top Industries Represented



**Ownership**  
Devart



**HQ Location**  
Wilmington,  
Delaware, USA



**Year Founded**  
1997



**Employees (Listed  
On LinkedIn)**  
251



**Company Website**  
[www.devart.com](http://www.devart.com)

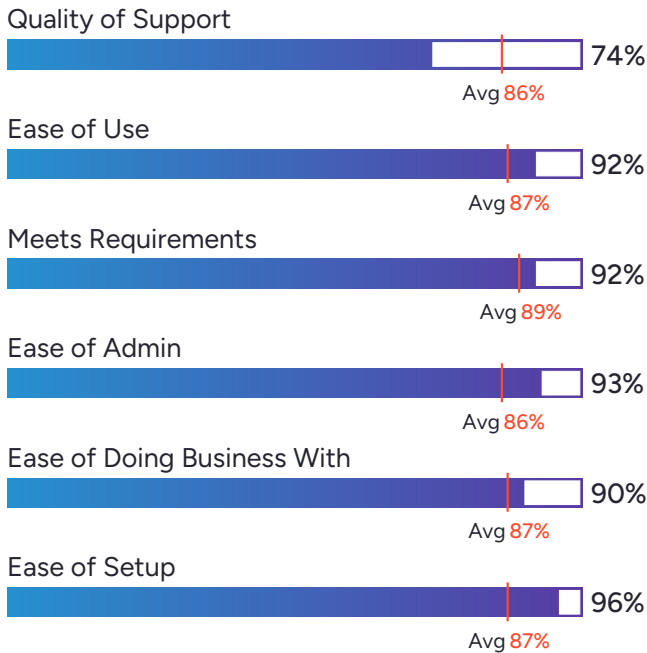


# Firebird

4.1 ★★★★★ (24)

Firebird has been named a Niche product based on having a relatively low Satisfaction score and low Market Presence compared to the rest of the category. While they may have positive reviews, they do not have enough reviews to validate those ratings. 91% of users rated it 4 or 5 stars, 63% of users believe it is headed in the right direction, and users said they would be likely to recommend Firebird at a rate of 82%.

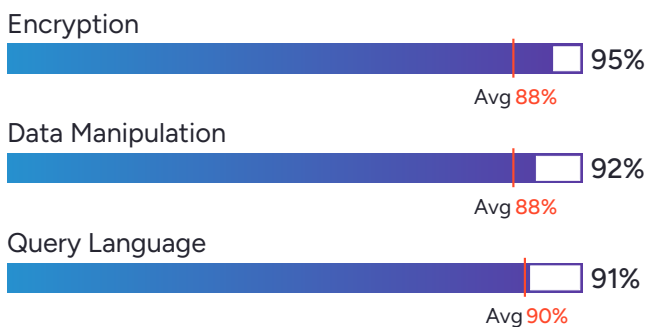
## Satisfaction Ratings



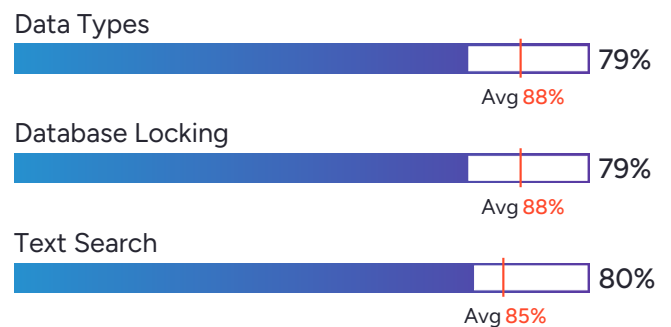
## Top Industries Represented



## Highest-Rated Features



## Lowest-Rated Features



**Ownership**  
Firebird Foundation



**Employees (Listed On LinkedIn)**  
6



**Company Website**  
[firebirdsql.org](http://firebirdsql.org)

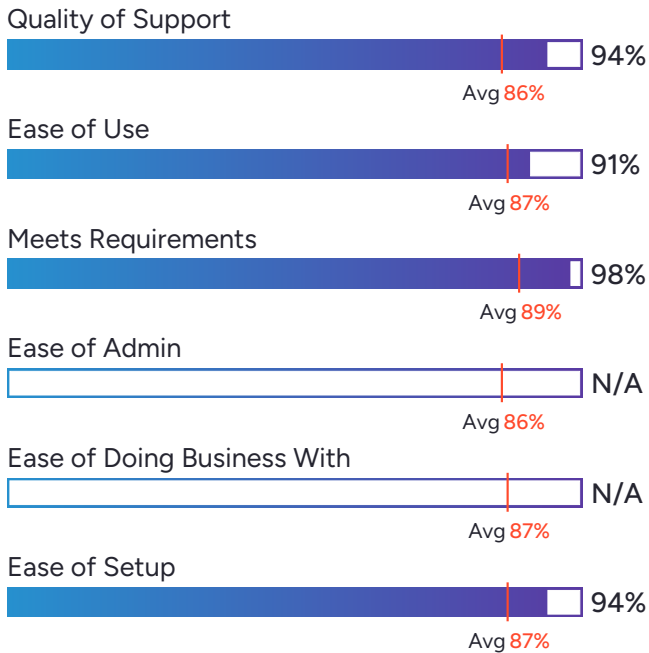


# Tiger Data

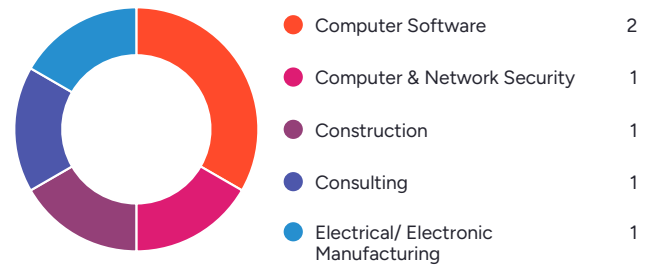
4.6 ★★★★★ (33)

Tiger Data has been named a Niche product based on having a relatively low Satisfaction score and low Market Presence compared to the rest of the category. While they may have positive reviews, they do not have enough reviews to validate those ratings. 100% of users rated it 4 or 5 stars, 88% of users believe it is headed in the right direction, and users said they would be likely to recommend Tiger Data at a rate of 95%. Tiger Data is also in the Real-time Analytic Database, Columnar Databases, Time Series Databases, Database as a Service (DBaaS), Database Management Systems (DBMS), Cloud Platform as a Service (PaaS), and Vector Database categories.

## Satisfaction Ratings

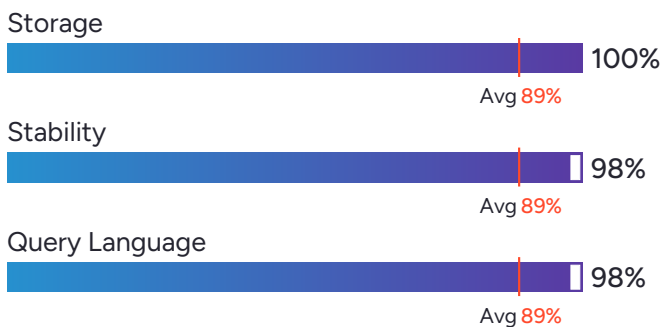


## Top Industries Represented

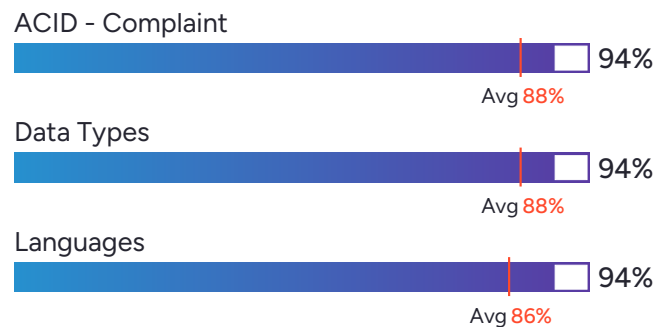


\*N/A is displayed when fewer than five responses were received for the question.

## Highest-Rated Features



## Lowest-Rated Features



**Ownership**  
Tiger Data (creators of TimescaleDB)



**HQ Location**  
New York, New York



**Year Founded**  
2015



**Employees (Listed On LinkedIn)**  
43



**Company Website**  
[tigerdata.com](https://tigerdata.com)

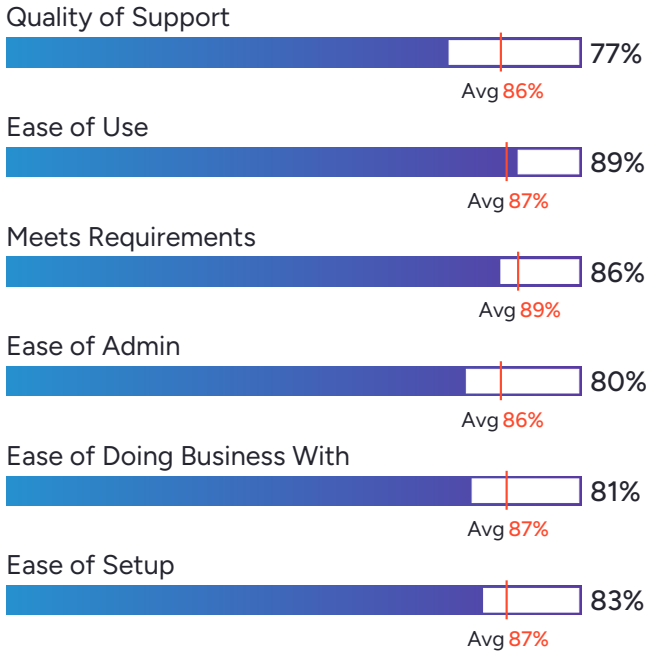


# CLOUDBASIC RDS

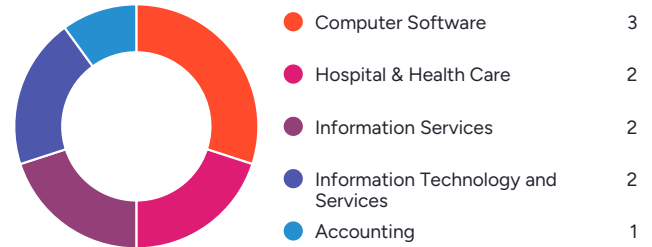
4.3 ★★★★★ (19)

CLOUDBASIC RDS has been named a Niche product based on having a relatively low Satisfaction score and low Market Presence compared to the rest of the category. While they may have positive reviews, they do not have enough reviews to validate those ratings. 95% of users rated it 4 or 5 stars, 100% of users believe it is headed in the right direction, and users said they would be likely to recommend CLOUDBASIC RDS at a rate of 86%.

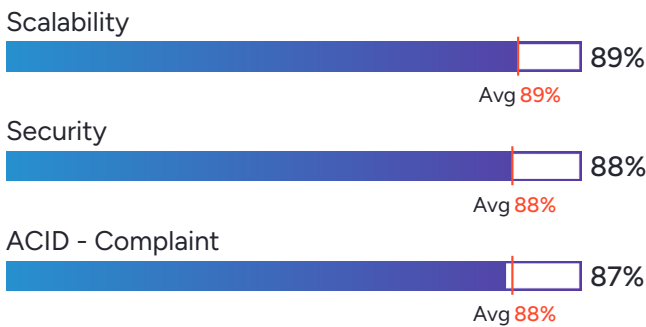
## Satisfaction Ratings



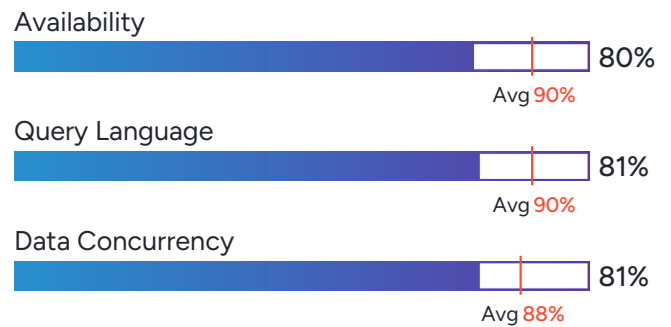
## Top Industries Represented



## Highest-Rated Features



## Lowest-Rated Features



**Ownership**  
CloudBasic



**HQ Location**  
San Jose, CA



**Year Founded**  
2008



**Employees (Listed On LinkedIn)**  
15



**Company Website**  
[cloudbasic.net](https://cloudbasic.net)

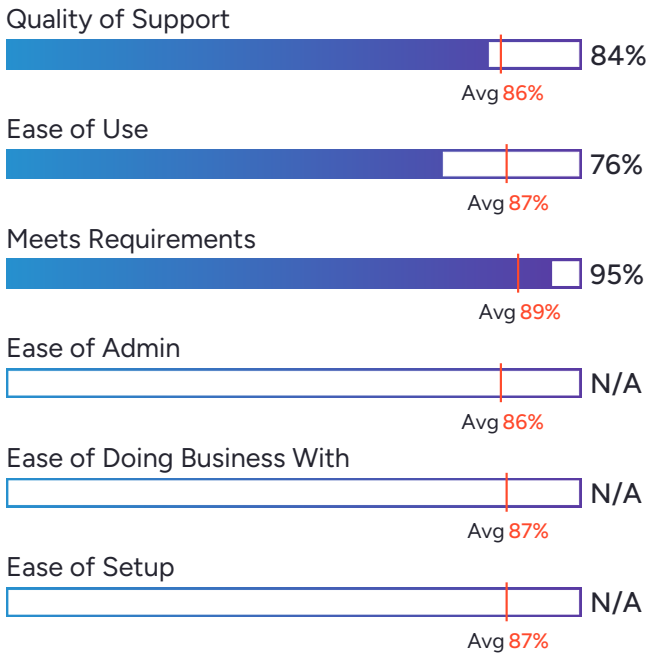


# dotConnect for MySQL

3.8 ★★★★★ (11)

dotConnect for MySQL has been named a Niche product based on having a relatively low Satisfaction score and low Market Presence compared to the rest of the category. While they may have positive reviews, they do not have enough reviews to validate those ratings. 64% of users rated it 4 or 5 stars, 100% of users believe it is headed in the right direction, and users said they would be likely to recommend dotConnect for MySQL at a rate of 75%.

## Satisfaction Ratings

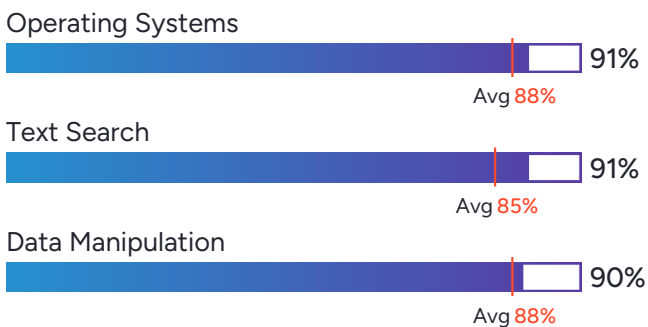


## Top Industries Represented

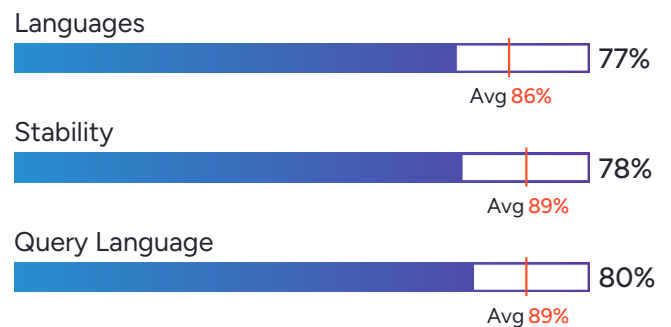


\*N/A is displayed when fewer than five responses were received for the question.

## Highest-Rated Features



## Lowest-Rated Features



**Ownership**  
Devart



**HQ Location**  
Wilmington,  
Delaware, USA



**Year Founded**  
1997



**Employees (Listed  
On LinkedIn)**  
251



**Company Website**  
[www.devart.com](http://www.devart.com)

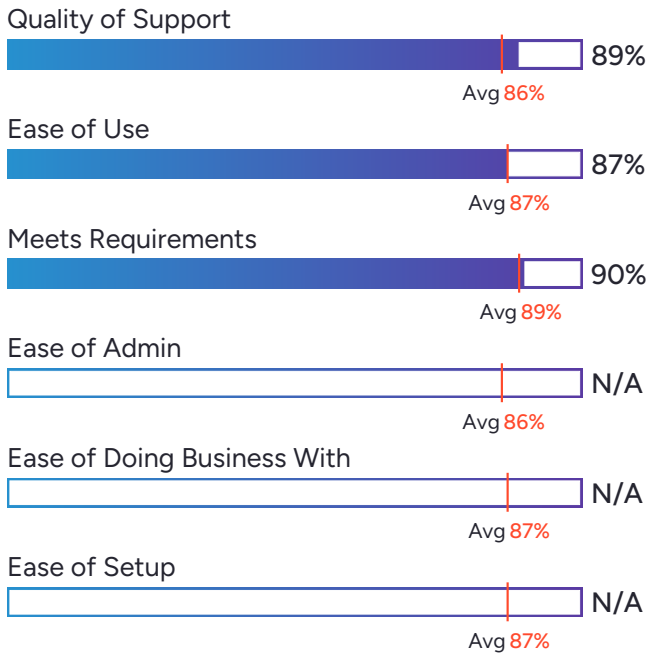


# ApexSQL

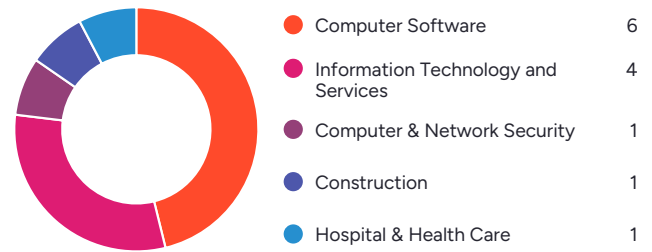
4.4 ★★★★★ (30)

ApexSQL has been named a Niche product based on having a relatively low Satisfaction score and low Market Presence compared to the rest of the category. While they may have positive reviews, they do not have enough reviews to validate those ratings. 93% of users rated it 4 or 5 stars, 92% of users believe it is headed in the right direction, and users said they would be likely to recommend ApexSQL at a rate of 84%. ApexSQL is also in the Database Management Systems (DBMS) category.

## Satisfaction Ratings



## Top Industries Represented

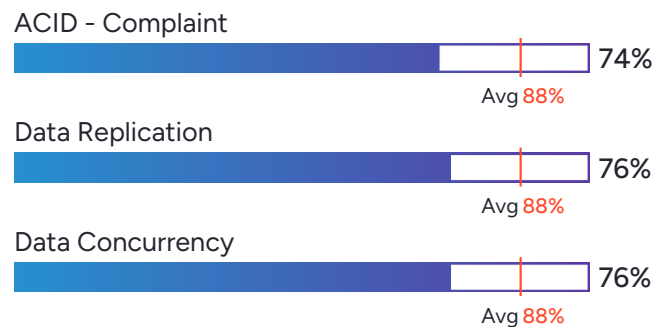


\*N/A is displayed when fewer than five responses were received for the question.

## Highest-Rated Features



## Lowest-Rated Features



**Ownership**  
Quest Software



**HQ Location**  
Austin, TX



**Year Founded**  
1987



**Employees (Listed On LinkedIn)**  
3,607



**Company Website**  
[www.quest.com](http://www.quest.com)

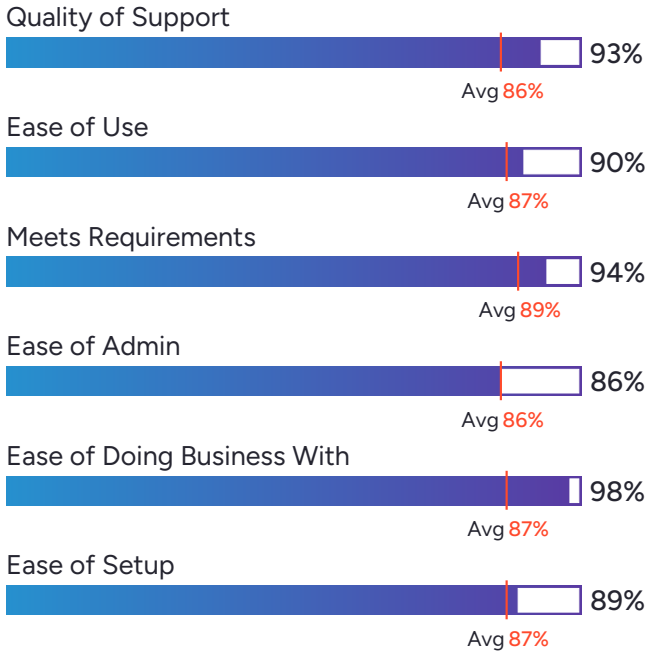


# TeamDesk

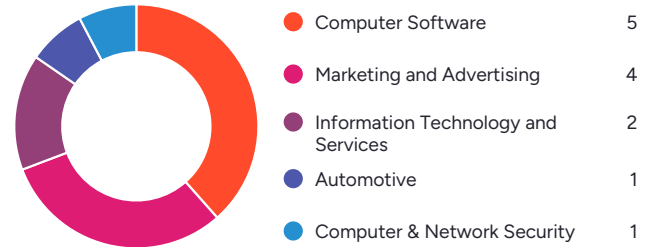
4.5 ★★★★★ (20)

TeamDesk has been named a Niche product based on having a relatively low Satisfaction score and low Market Presence compared to the rest of the category. While they may have positive reviews, they do not have enough reviews to validate those ratings. 95% of users rated it 4 or 5 stars, 100% of users believe it is headed in the right direction, and users said they would be likely to recommend TeamDesk at a rate of 90%.


## Satisfaction Ratings




## Top Industries Represented



## Highest-Rated Features



## Lowest-Rated Features



**Ownership**  
ForeSoft



**HQ Location**  
Secunderabad,  
Telangana



**Year Founded**  
2016



**Employees (Listed On LinkedIn)**  
20



**Company Website**  
[foresoft.net](https://foresoft.net)

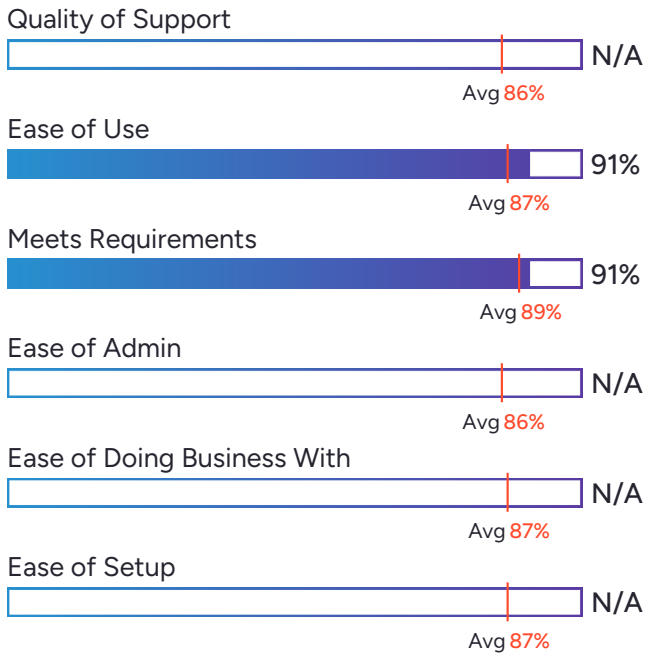


# Postico


4.3 ★★★★★ (17)

Postico has been named a Niche product based on having a relatively low Satisfaction score and low Market Presence compared to the rest of the category. While they may have positive reviews, they do not have enough reviews to validate those ratings. 88% of users rated it 4 or 5 stars, 80% of users believe it is headed in the right direction, and users said they would be likely to recommend Postico at a rate of 85%.

## Satisfaction Ratings




## Top Industries Represented

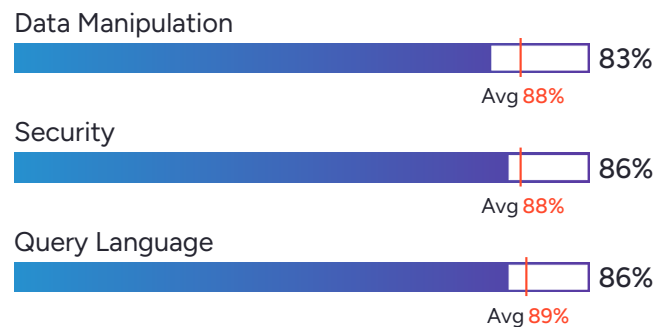


\*N/A is displayed when fewer than five responses were received for the question.

## Highest-Rated Features



## Lowest-Rated Features



**Ownership**  
Egger Apps



**Employees (Listed On LinkedIn)**  
2



**Company Website**  
[eggerapps.at](http://eggerapps.at)

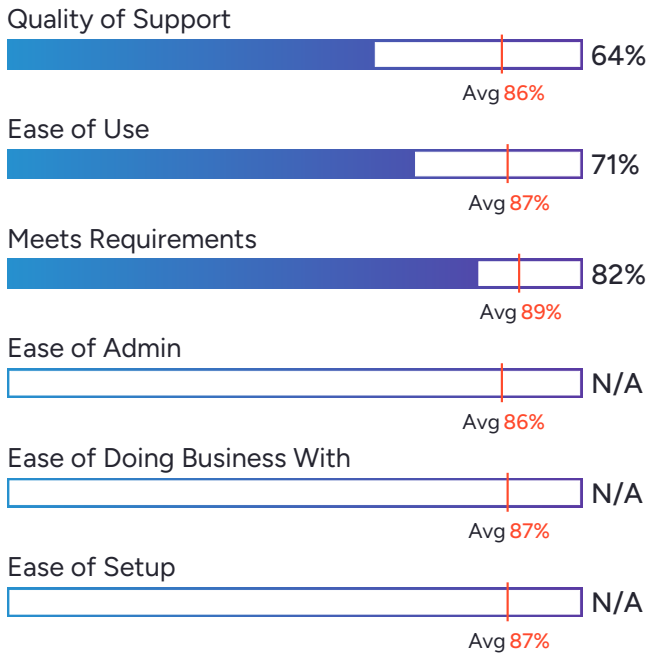


# Apache Phoenix

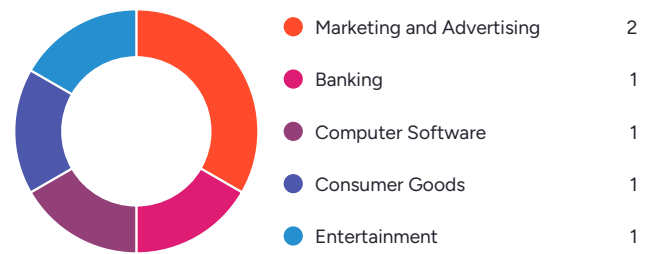
3.7 ★★★★★ (27)

Apache Phoenix has been named a Niche product based on having a relatively low Satisfaction score and low Market Presence compared to the rest of the category. While they may have positive reviews, they do not have enough reviews to validate those ratings. 70% of users rated it 4 or 5 stars, 71% of users believe it is headed in the right direction, and users said they would be likely to recommend Apache Phoenix at a rate of 71%. Apache Phoenix is also in the Other Analytics category.

## Satisfaction Ratings

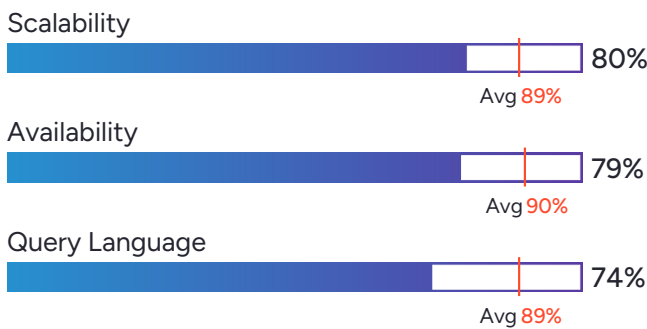


## Top Industries Represented

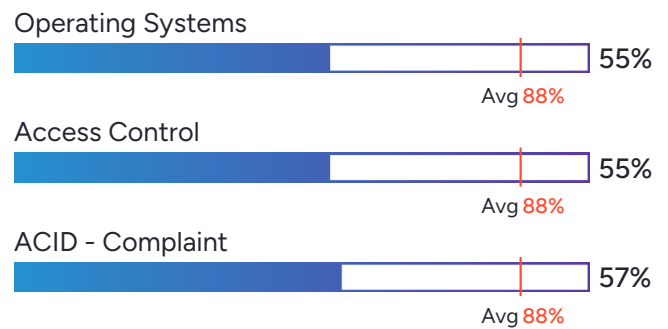


\*N/A is displayed when fewer than five responses were received for the question.

## Highest-Rated Features



## Lowest-Rated Features



**Ownership**  
The Apache Software Foundation



**HQ Location**  
Wakefield, MA



**Year Founded**  
1999



**Employees (Listed On LinkedIn)**  
2,345



**Company Website**  
[knox.apache.org](http://knox.apache.org)

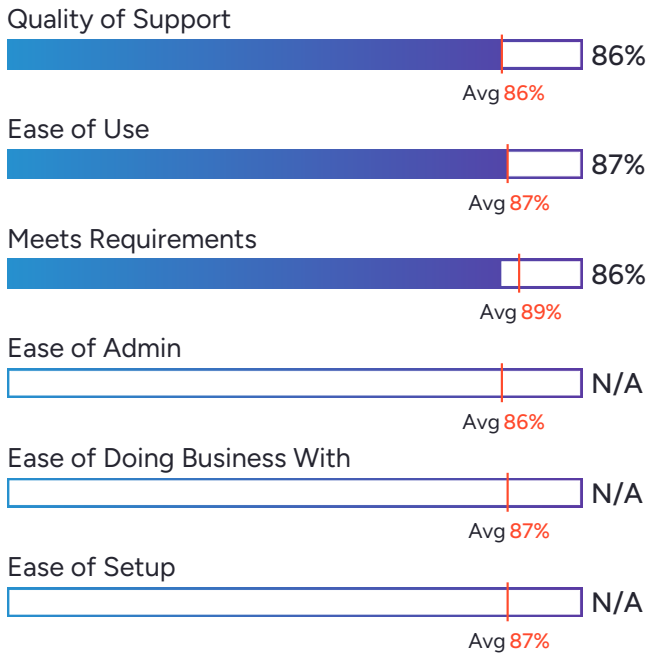


# SQLGate

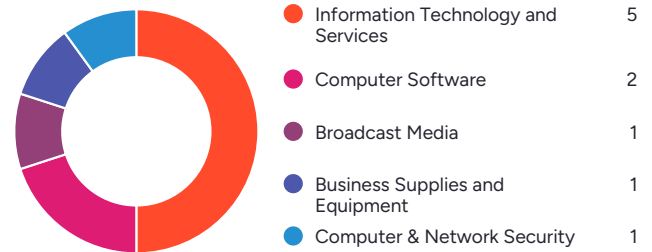
4.2 ★★★★★ (14)

SQLGate has been named a Niche product based on having a relatively low Satisfaction score and low Market Presence compared to the rest of the category. While they may have positive reviews, they do not have enough reviews to validate those ratings. 100% of users rated it 4 or 5 stars, 100% of users believe it is headed in the right direction, and users said they would be likely to recommend SQLGate at a rate of 86%. SQLGate is also in the Database Management Systems (DBMS) category.

## Satisfaction Ratings



## Top Industries Represented

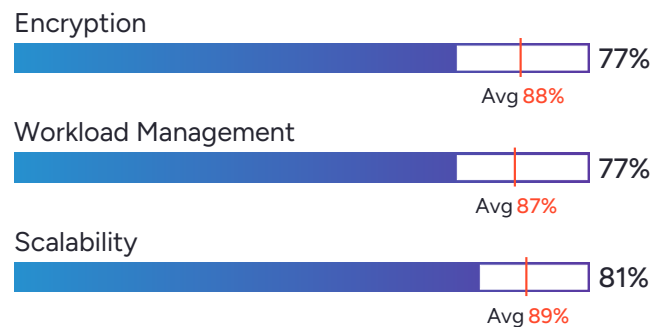


\*N/A is displayed when fewer than five responses were received for the question.

## Highest-Rated Features



## Lowest-Rated Features



**Ownership**  
QueryPie



**HQ Location**  
Gangseo-gu, KR



**Year Founded**  
2016



**Employees (Listed On LinkedIn)**  
11



**Company Website**  
[sqlgate.com](http://sqlgate.com)

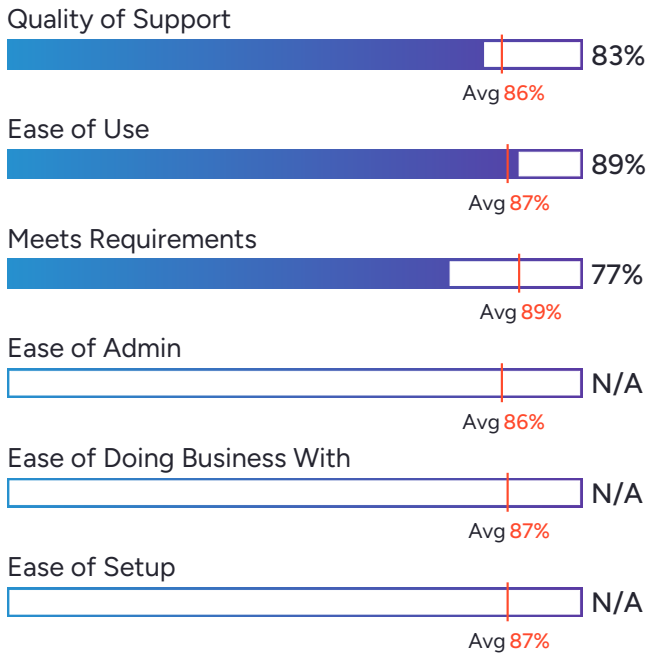


# HyperSQL


4.0 ★★★★★ (22)

HyperSQL has been named a Niche product based on having a relatively low Satisfaction score and low Market Presence compared to the rest of the category. While they may have positive reviews, they do not have enough reviews to validate those ratings. 95% of users rated it 4 or 5 stars, 61% of users believe it is headed in the right direction, and users said they would be likely to recommend HyperSQL at a rate of 81%.

## Satisfaction Ratings

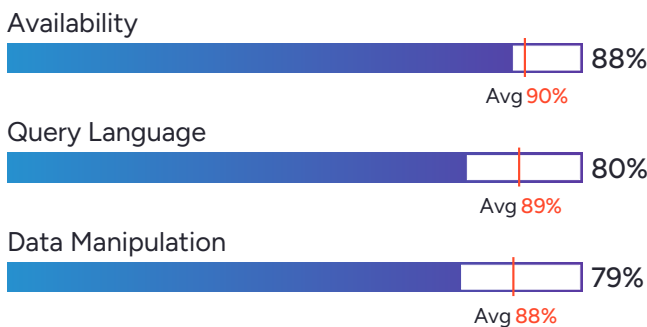


## Top Industries Represented

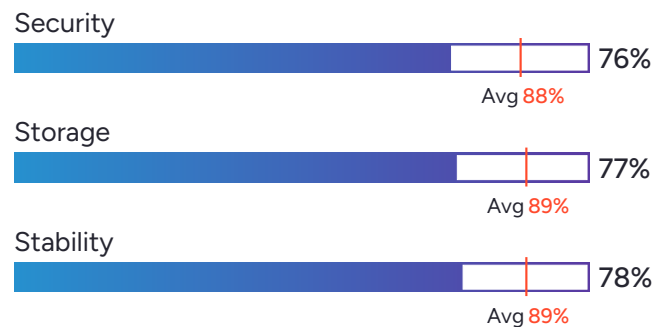


\*N/A is displayed when fewer than five responses were received for the question.

## Highest-Rated Features



## Lowest-Rated Features



**Ownership**  
The hsqldb  
Development Group



**Employees (Listed  
On LinkedIn)**  
2



**Company Website**  
[hsqldb.org](https://hsqldb.org)

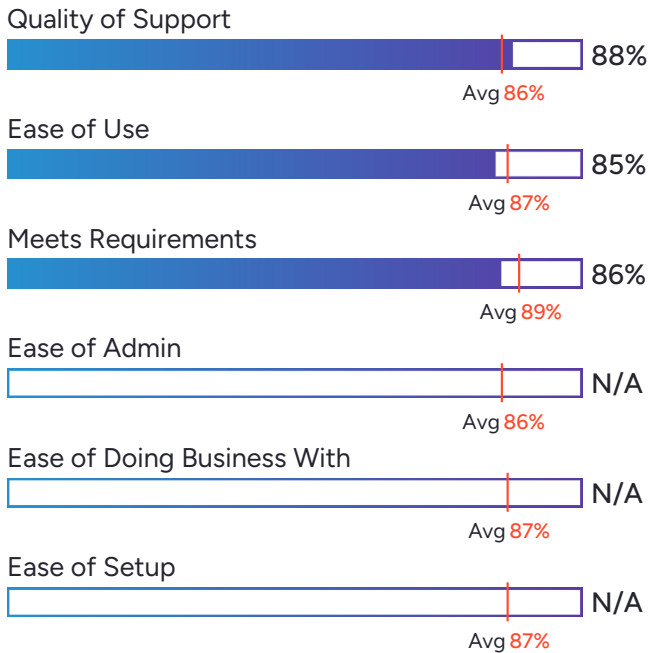


# PrestoDB

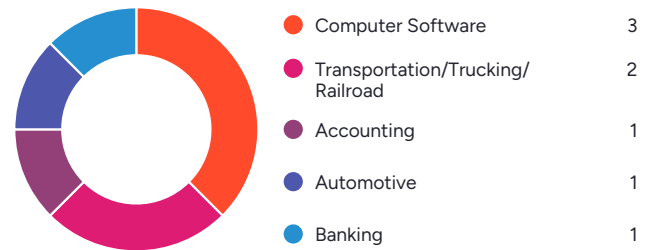
4.1 ★★★★★ (14)

PrestoDB has been named a Niche product based on having a relatively low Satisfaction score and low Market Presence compared to the rest of the category. While they may have positive reviews, they do not have enough reviews to validate those ratings. 93% of users rated it 4 or 5 stars, 75% of users believe it is headed in the right direction, and users said they would be likely to recommend PrestoDB at a rate of 83%.

## Satisfaction Ratings

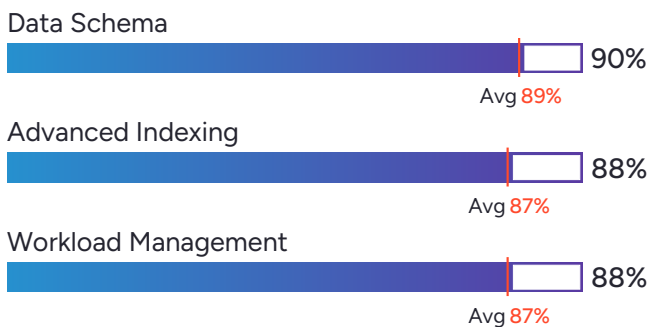


## Top Industries Represented

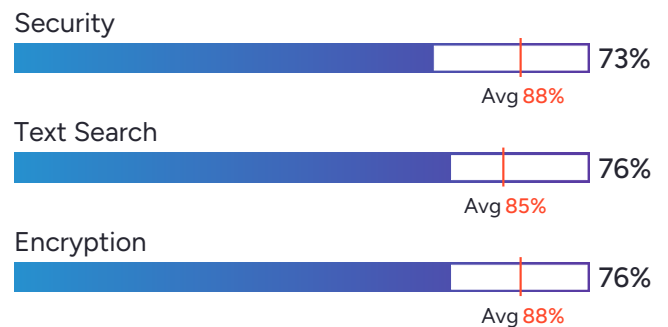


\*N/A is displayed when fewer than five responses were received for the question.

## Highest-Rated Features



## Lowest-Rated Features



**Ownership**  
PrestoDB



**HQ Location**  
San Francisco,  
California



**Year Founded**  
2019



**Employees (Listed  
On LinkedIn)**  
9



**Company Website**  
[prestodb.io](http://prestodb.io)

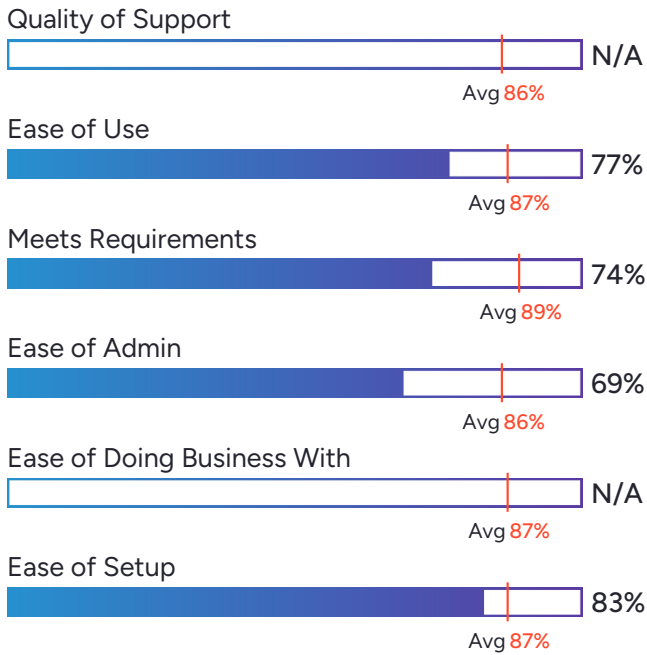


# Interbase


3.4 ★★★★★ (11)

Interbase has been named a Niche product based on having a relatively low Satisfaction score and low Market Presence compared to the rest of the category. While they may have positive reviews, they do not have enough reviews to validate those ratings. 60% of users rated it 4 or 5 stars, 67% of users believe it is headed in the right direction, and users said they would be likely to recommend Interbase at a rate of 67%. Interbase is also in the Database Management Systems (DBMS) category.

## Satisfaction Ratings



## Top Industries Represented



\*N/A is displayed when fewer than five responses were received for the question.

<p><b>Ownership</b> Embarcadero Technologies</p>	<p><b>HQ Location</b> Austin, TX</p>	<p><b>Year Founded</b> 1993</p>	<p><b>Employees (Listed On LinkedIn)</b> 220</p>	<p><b>Company Website</b> <a href="http://embarcadero.com">embarcadero.com</a></p>
--	--	-------------------------------------	--	--

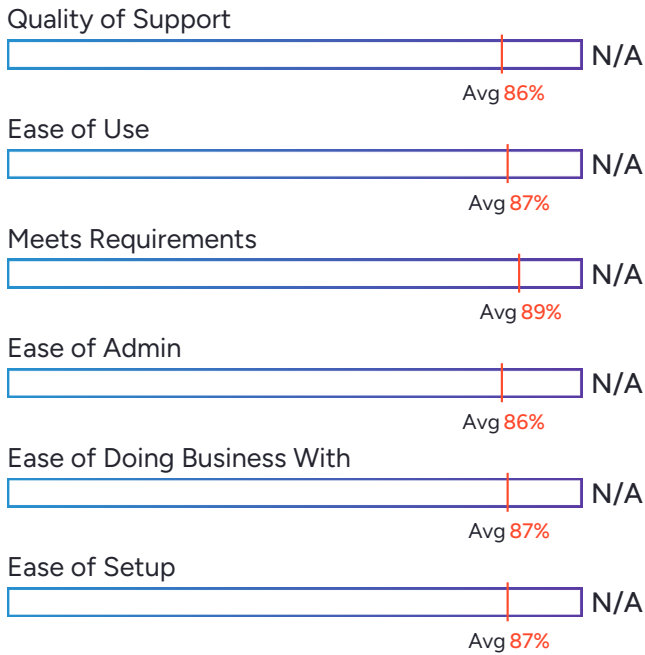


# Action Zen


4.3 ★★★★★ (12)

Action Zen has been named a Niche product based on having a relatively low Satisfaction score and low Market Presence compared to the rest of the category. While they may have positive reviews, they do not have enough reviews to validate those ratings. 92% of users rated it 4 or 5 stars, 100% of users believe it is headed in the right direction, and users said they would be likely to recommend Actian Zen at a rate of 87%.

## Satisfaction Ratings



## Top Industries Represented



\*N/A is displayed when fewer than five responses were received for the question.

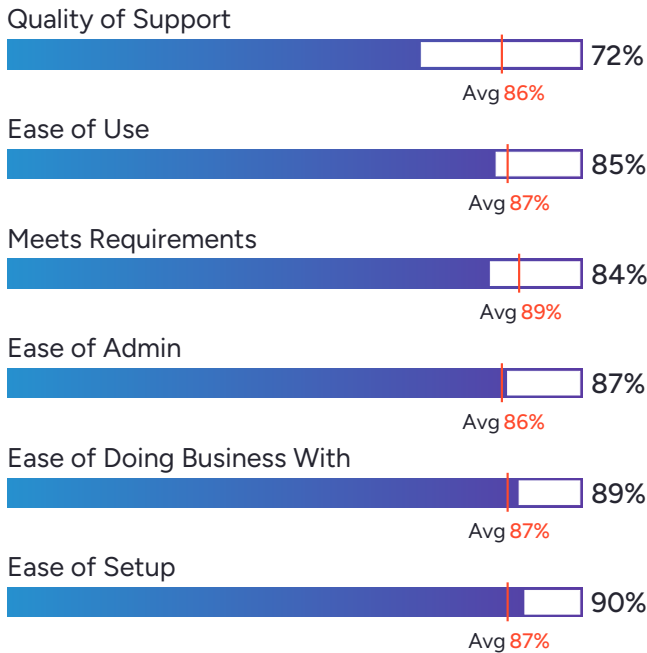
<p><b>Ownership</b> Actian Corporation</p>	<p><b>HQ Location</b> Palo Alto, CA</p>	<p><b>Year Founded</b> 2005</p>	<p><b>Employees (Listed On LinkedIn)</b> 517</p>	<p><b>Company Website</b> <a href="http://www.actian.com">www.actian.com</a></p>
--	---	-------------------------------------	--	--

# mSQL

4.3 ★★★★★ (22)

mSQL has been named a Niche product based on having a relatively low Satisfaction score and low Market Presence compared to the rest of the category. While they may have positive reviews, they do not have enough reviews to validate those ratings. 95% of users rated it 4 or 5 stars, 86% of users believe it is headed in the right direction, and users said they would be likely to recommend mSQL at a rate of 86%.

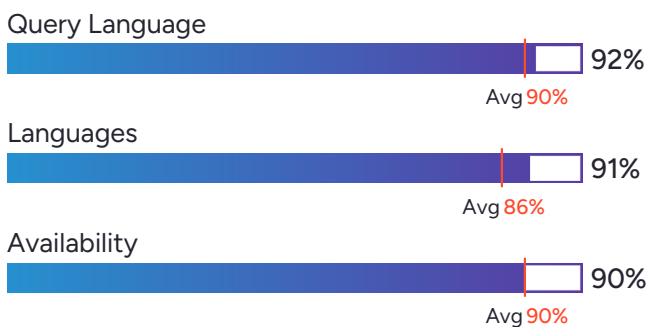
## Satisfaction Ratings



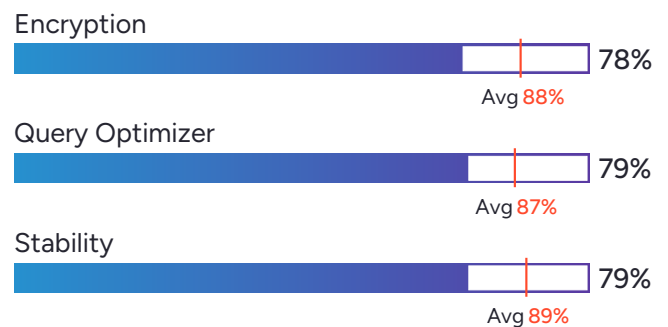
## Top Industries Represented



## Highest-Rated Features



## Lowest-Rated Features



**Ownership**  
Hughes Technologies



**Employees (Listed On LinkedIn)**  
2



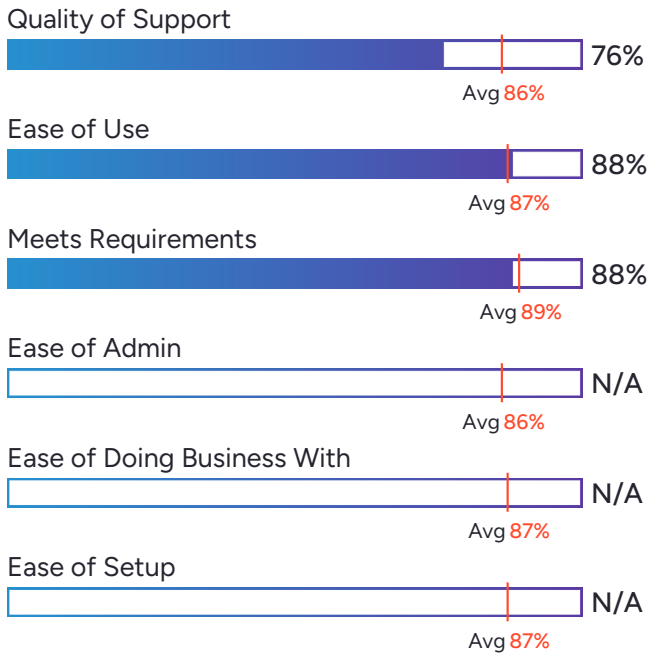
**Company Website**  
[hughestech.com.au](http://hughestech.com.au)

# ThinkSQL

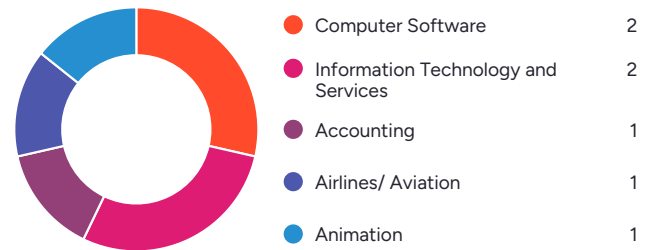
4.1 ★★★★★ (10)

ThinkSQL has been named a Niche product based on having a relatively low Satisfaction score and low Market Presence compared to the rest of the category. While they may have positive reviews, they do not have enough reviews to validate those ratings. 90% of users rated it 4 or 5 stars, 83% of users believe it is headed in the right direction, and users said they would be likely to recommend ThinkSQL at a rate of 81%.

## Satisfaction Ratings

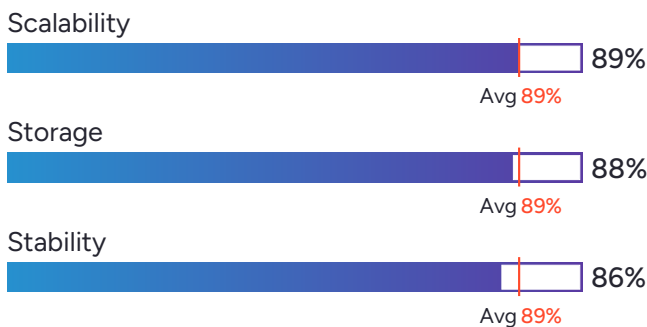


## Top Industries Represented

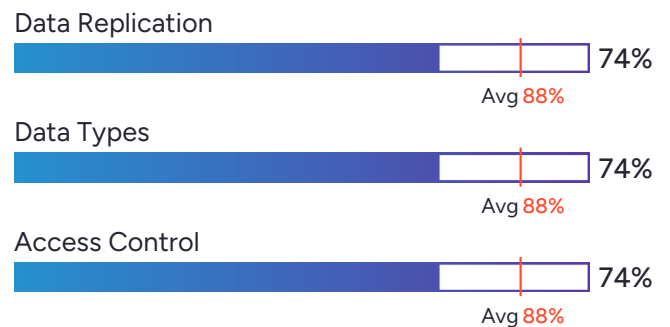


\*N/A is displayed when fewer than five responses were received for the question.

## Highest-Rated Features



## Lowest-Rated Features



**Ownership**  
ThinkSQL



**HQ Location**  
, GB



**Employees (Listed On LinkedIn)**  
0



**Company Website**  
[thinksql.co.uk](https://thinksql.co.uk)

# Satisfaction Ratings for Relational Databases

G2 reviewers rated software sellers ability to satisfy their needs as shown in the table below.

	Satisfaction		Satisfaction by Category						Net Promoter Score (NPS)
	Likelihood to Recommend	Product Going in Right Direction?	Meets Requirements	Ease of Admin	Ease of Doing Business With	Quality of Support	Ease of Setup	Ease of Use	
<b>Amazon Relational Database Service (RDS)</b>	90%	96%	91%	89%	90%	88%	90%	90%	67
<b>MS SQL</b>	88%	87%	92%	86%	87%	86%	84%	88%	58
<b>Amazon Aurora</b>	90%	96%	91%	88%	89%	89%	88%	88%	67
<b>Oracle Database</b>	86%	84%	91%	81%	84%	85%	79%	85%	53
<b>Cloud SQL</b>	90%	92%	92%	92%	91%	89%	93%	93%	71
<b>MySQL</b>	88%	83%	90%	86%	87%	83%	88%	89%	59
<b>SAP HANA Cloud</b>	86%	88%	89%	81%	87%	83%	80%	83%	52
<b>Azure SQL Database</b>	88%	94%	91%	87%	88%	88%	87%	90%	64
<b>IBM Db2</b>	82%	71%	87%	80%	85%	83%	80%	82%	35
<b>PostgreSQL</b>	89%	87%	92%	84%	87%	82%	86%	87%	62
<b>EDB for PostgreSQL</b>	91%	96%	92%	86%	93%	93%	86%	89%	72
<b>TiDB</b>	90%	95%	91%	86%	93%	90%	84%	86%	69
<b>YugabyteDB</b>	90%	95%	93%	84%	92%	96%	88%	90%	64
<b>Teradata Vantage</b>	85%	84%	88%	81%	83%	84%	80%	84%	45
<b>InterSystems IRIS</b>	93%	94%	93%	86%	94%	90%	84%	84%	85
<b>Knack</b>	88%	91%	85%	89%	87%	82%	88%	90%	64
<b>Google Cloud Spanner</b>	83%	88%	89%	88%	84%	87%	84%	80%	28
<b>SQL Prompt</b>	94%	92%	93%	N/A	N/A	92%	94%	96%	75
<b>SAP Adaptive Server Enterprise (ASE)</b>	82%	78%	89%	90%	82%	83%	88%	80%	41

(Satisfaction Ratings for Relational Databases continues on next page)

\*N/A is displayed when fewer than five responses were received for the question.

\*\*Net Promoter Score ranges from -100 to +100

# Satisfaction Ratings for Relational Databases (continued)

G2 reviewers rated software sellers ability to satisfy their needs as shown in the table below.

	Satisfaction		Satisfaction by Category						Net Promoter Score (NPS)
	Likelihood to Recommend	Product Going in Right Direction?	Meets Requirements	Ease of Admin	Ease of Doing Business With	Quality of Support	Ease of Setup	Ease of Use	
<b>Lovefield</b>	88%	90%	94%	86%	83%	90%	92%	92%	46
<b>EDB Postgres Advanced Server</b>	90%	95%	91%	89%	89%	93%	90%	91%	58
<b>SQLite</b>	85%	79%	87%	90%	85%	81%	92%	90%	49
<b>MariaDB</b>	88%	90%	91%	87%	84%	82%	89%	90%	60
<b>Oracle Database Express Edition</b>	86%	94%	91%	89%	86%	85%	90%	93%	53
<b>MaxDB</b>	84%	100%	82%	86%	86%	86%	88%	89%	50
<b>Aiven for PostgreSQL</b>	89%	81%	90%	90%	95%	92%	95%	95%	61
<b>Spark SQL</b>	91%	100%	89%	85%	88%	86%	89%	91%	68
<b>Stackby</b>	91%	100%	86%	95%	96%	94%	96%	90%	69
<b>SAP HEC (HANA Enterprise Cloud)</b>	89%	86%	91%	82%	85%	88%	82%	93%	64
<b>CockroachDB</b>	84%	88%	86%	89%	N/A	90%	89%	89%	47
<b>SAP IQ</b>	83%	92%	89%	84%	86%	86%	80%	82%	37
<b>Oracle TimesTen</b>	75%	67%	88%	75%	80%	83%	82%	86%	16
<b>SAP SQL Anywhere</b>	81%	83%	87%	84%	84%	88%	85%	84%	32
<b>IBM Informix</b>	91%	65%	93%	94%	81%	87%	91%	92%	67
<b>InterSystems Caché</b>	89%	91%	91%	84%	93%	91%	88%	78%	64
<b>Progress OpenEdge</b>	82%	92%	83%	80%	87%	78%	81%	86%	39
<b>Cloudera Data Science</b>	83%	86%	89%	80%	83%	84%	83%	84%	40
<b>Cloudera Analytic DB</b>	87%	89%	92%	N/A	N/A	89%	N/A	87%	50

(Satisfaction Ratings for Relational Databases continues on next page)

\*N/A is displayed when fewer than five responses were received for the question.

\*\*Net Promoter Score ranges from -100 to +100

# Satisfaction Ratings for Relational Databases (continued)

G2 reviewers rated software sellers ability to satisfy their needs as shown in the table below.

	Satisfaction		Satisfaction by Category						Net Promoter Score (NPS)
	Likelihood to Recommend	Product Going in Right Direction?	Meets Requirements	Ease of Admin	Ease of Doing Business With	Quality of Support	Ease of Setup	Ease of Use	
<b>Citus Data</b>	85%	80%	86%	N/A	N/A	92%	N/A	82%	40
<b>Aiven for MySQL</b>	85%	100%	94%	N/A	N/A	86%	97%	92%	45
<b>Percona Server</b>	98%	100%	92%	82%	N/A	88%	84%	96%	100
<b>SingleStore</b>	92%	83%	93%	84%	90%	89%	87%	89%	75
<b>Apache Calcite</b>	87%	100%	93%	86%	86%	82%	91%	89%	54
<b>Fauna</b>	94%	100%	95%	N/A	N/A	93%	84%	86%	80
<b>dotConnect for PostgreSQL</b>	74%	86%	88%	91%	94%	77%	86%	87%	16
<b>Apache Derby</b>	77%	70%	84%	84%	83%	83%	91%	88%	26
<b>dotConnect Universal</b>	82%	92%	90%	89%	80%	84%	89%	89%	38
<b>Firebird</b>	82%	63%	92%	93%	90%	74%	96%	92%	36
<b>Tiger Data</b>	95%	88%	98%	N/A	N/A	94%	94%	91%	80
<b>CLOUDBASIC RDS</b>	86%	100%	86%	80%	81%	77%	83%	89%	52
<b>dotConnect for MySQL</b>	75%	100%	95%	N/A	N/A	84%	N/A	76%	0
<b>ApexSQL</b>	84%	92%	90%	N/A	N/A	89%	N/A	87%	40
<b>TeamDesk</b>	90%	100%	94%	86%	98%	93%	89%	90%	80
<b>Postico</b>	85%	80%	91%	N/A	N/A	N/A	N/A	91%	58
<b>Apache Phoenix</b>	71%	71%	82%	N/A	N/A	64%	N/A	71%	-10
<b>SQLGate</b>	86%	100%	86%	N/A	N/A	86%	N/A	87%	50
<b>HyperSQL</b>	81%	61%	77%	N/A	N/A	83%	N/A	89%	30

(Satisfaction Ratings for Relational Databases continues on next page)

\*N/A is displayed when fewer than five responses were received for the question.

\*\*Net Promoter Score ranges from -100 to +100

# Satisfaction Ratings for Relational Databases (continued)

G2 reviewers rated software sellers ability to satisfy their needs as shown in the table below.

	Satisfaction		Satisfaction by Category						Net Promoter Score (NPS)
	Likelihood to Recommend	Product Going in Right Direction?	Meets Requirements	Ease of Admin	Ease of Doing Business With	Quality of Support	Ease of Setup	Ease of Use	
<b>PrestoDB</b>	83%	75%	86%	N/A	N/A	88%	N/A	85%	42
<b>Interbase</b>	67%	N/A	74%	69%	N/A	N/A	83%	77%	-20
<b>Actian Zen</b>	87%	N/A	N/A	N/A	N/A	N/A	N/A	N/A	58
<b>mSQL</b>	86%	86%	84%	87%	89%	72%	90%	85%	54
<b>ThinkSQL</b>	81%	83%	88%	N/A	N/A	76%	N/A	88%	30
<b>Average</b>	86%	88%	89%	86%	87%	86%	87%	87%	51

\*N/A is displayed when fewer than five responses were received for the question.

\*\*Net Promoter Score ranges from -100 to +100

# Feature Comparison for Relational Databases

G2 users have evaluated the following products by feature. Feature ratings are representative of reviewers overall satisfaction with each feature and do not necessarily take into account the breadth of individual product features. The results are shown below.

## Management

	Data Schema	Query Language	ACID - Complaint	Data Replication
Amazon Relational Database Service (RDS)	90%	91%	90%	91%
MS SQL	92%	93%	89%	90%
Amazon Aurora	89%	88%	89%	90%
Oracle Database	91%	91%	90%	90%
Cloud SQL	92%	94%	93%	94%
MySQL	92%	93%	90%	90%
SAP HANA Cloud	87%	86%	86%	88%
Azure SQL Database	91%	94%	89%	88%
IBM Db2	88%	86%	85%	87%
PostgreSQL	92%	93%	92%	90%
EDB for PostgreSQL	93%	92%	94%	91%
TiDB	93%	94%	96%	94%
YugabyteDB	88%	92%	90%	89%
Teradata Vantage	90%	90%	89%	89%
InterSystems IRIS	94%	91%	93%	97%
Knack	91%	81%	72%	62%
Google Cloud Spanner	83%	90%	93%	93%
SQL Prompt	98%	98%	90%	90%
SAP Adaptive Server Enterprise (ASE)	85%	88%	86%	86%

(Feature Comparison for Relational Databases continues on next page)

\*N/A is displayed when fewer than five responses were received for the question.

\*\*A blank box indicates that a seller has selected that they do not offer that feature.

# Feature Comparison for Relational Databases (continued)

G2 users have evaluated the following products by feature. Feature ratings are representative of reviewers overall satisfaction with each feature and do not necessarily take into account the breadth of individual product features. The results are shown below.

## Management

	Data Schema	Query Language	ACID - Complaint	Data Replication
Lovefield	N/A	N/A	N/A	N/A
EDB Postgres Advanced Server	90%	93%	92%	92%
SQLite	90%	89%	87%	82%
MariaDB	93%	93%	87%	86%
Oracle Database Express Edition	90%	95%	85%	87%
MaxDB	89%	86%	89%	N/A
Aiven for PostgreSQL	86%	86%	86%	90%
Spark SQL	88%	87%	86%	86%
Stackby	N/A	N/A	N/A	N/A
SAP HEC (HANA Enterprise Cloud)	97%	96%	97%	97%
CockroachDB	84%	84%	89%	90%
SAP IQ	82%	87%	86%	87%
Oracle TimesTen	94%	91%	94%	91%
SAP SQL Anywhere	81%	88%	79%	79%
IBM Informix	91%	91%	90%	94%
InterSystems Caché	N/A	N/A	N/A	N/A
Progress OpenEdge	87%	92%	90%	91%
Cloudera Data Science	N/A	N/A	N/A	N/A
Cloudera Analytic DB	90%	94%	95%	96%

(Feature Comparison for Relational Databases continues on next page)

\*N/A is displayed when fewer than five responses were received for the question.

\*\*A blank box indicates that a seller has selected that they do not offer that feature.

# Feature Comparison for Relational Databases (continued)

G2 users have evaluated the following products by feature. Feature ratings are representative of reviewers overall satisfaction with each feature and do not necessarily take into account the breadth of individual product features. The results are shown below.

## Management

	Data Schema	Query Language	ACID - Complaint	Data Replication
Citus Data	80%	83%	89%	83%
Aiven for MySQL	88%	93%	88%	90%
Percona Server	98%	96%	94%	96%
SingleStore	97%	95%	91%	89%
Apache Calcite	89%	89%	91%	91%
Fauna	88%	95%	98%	95%
dotConnect for PostgreSQL	90%	93%	89%	90%
Apache Derby	N/A	N/A	N/A	N/A
dotConnect Universal	N/A	N/A	N/A	N/A
Firebird	90%	91%	88%	82%
Tiger Data	98%	96%	94%	N/A
CLOUDBASIC RDS	83%	81%	87%	84%
dotConnect for MySQL	89%	88%	88%	89%
ApexSQL	81%	86%	74%	76%
TeamDesk	N/A	N/A	N/A	N/A
Postico	N/A	N/A	N/A	N/A
Apache Phoenix	60%	69%	57%	57%
SQLGate	N/A	91%	86%	91%
HyperSQL	N/A	N/A	N/A	N/A

(Feature Comparison for Relational Databases continues on next page)

\*N/A is displayed when fewer than five responses were received for the question.

\*\*A blank box indicates that a seller has selected that they do not offer that feature.

# Feature Comparison for Relational Databases (continued)

G2 users have evaluated the following products by feature. Feature ratings are representative of reviewers overall satisfaction with each feature and do not necessarily take into account the breadth of individual product features. The results are shown below.

## Management

	Data Schema	Query Language	ACID - Complaint	Data Replication
PrestoDB	90%	80%	83%	80%
Interbase	N/A	N/A	N/A	N/A
Action Zen	N/A	N/A	N/A	N/A
mSQL	90%	92%	84%	84%
ThinkSQL	77%	83%	80%	74%
Average	89%	90%	88%	88%

*(Feature Comparison for Relational Databases continues on next page)*

\*N/A is displayed when fewer than five responses were received for the question.

\*\*A blank box indicates that a seller has selected that they do not offer that feature.

# Feature Comparison for Relational Databases (continued)

G2 users have evaluated the following products by feature. Feature ratings are representative of reviewers overall satisfaction with each feature and do not necessarily take into account the breadth of individual product features. The results are shown below.

## Support

	Text Search	Data Types	Languages	Operating Systems
Amazon Relational Database Service (RDS)	85%	89%	88%	89%
MS SQL	88%	91%	88%	86%
Amazon Aurora	86%	88%	86%	88%
Oracle Database	86%	91%	89%	89%
Cloud SQL	90%	92%	91%	91%
MySQL	86%	89%	90%	92%
SAP HANA Cloud	85%	88%	86%	
Azure SQL Database	90%	89%	89%	88%
IBM Db2	83%	86%	82%	86%
PostgreSQL	88%	93%	92%	92%
EDB for PostgreSQL	90%	93%	92%	94%
TiDB	84%	89%	88%	89%
YugabyteDB	90%	89%	87%	90%
Teradata Vantage	85%	88%	87%	89%
InterSystems IRIS	89%	87%	88%	94%
Knack	88%	83%	62%	88%
Google Cloud Spanner	89%	86%	N/A	88%
SQL Prompt	91%	92%	86%	86%
SAP Adaptive Server Enterprise (ASE)	83%	85%	88%	87%

(Feature Comparison for Relational Databases continues on next page)

\*N/A is displayed when fewer than five responses were received for the question.

\*\*A blank box indicates that a seller has selected that they do not offer that feature.

# Feature Comparison for Relational Databases (continued)

G2 users have evaluated the following products by feature. Feature ratings are representative of reviewers overall satisfaction with each feature and do not necessarily take into account the breadth of individual product features. The results are shown below.

## Support

	Text Search	Data Types	Languages	Operating Systems
Lovefield	N/A	N/A	N/A	N/A
EDB Postgres Advanced Server	90%	90%	91%	90%
SQLite	84%	86%	85%	85%
MariaDB	88%	90%	87%	91%
Oracle Database Express Edition	83%	89%	85%	87%
MaxDB	N/A	N/A	N/A	83%
Aiven for PostgreSQL	N/A	N/A	N/A	N/A
Spark SQL	83%	84%	85%	89%
Stackby	N/A	N/A	N/A	N/A
SAP HEC (HANA Enterprise Cloud)	94%	96%	92%	96%
CockroachDB	71%	81%	77%	89%
SAP IQ	86%	81%	86%	86%
Oracle TimesTen	N/A	86%	N/A	94%
SAP SQL Anywhere	80%	86%	84%	84%
IBM Informix	83%	89%	89%	89%
InterSystems Caché	N/A	N/A	N/A	N/A
Progress OpenEdge	93%	86%	80%	90%
Cloudera Data Science	N/A	N/A	N/A	N/A
Cloudera Analytic DB	84%	88%	90%	86%

(Feature Comparison for Relational Databases continues on next page)

\*N/A is displayed when fewer than five responses were received for the question.

\*\*A blank box indicates that a seller has selected that they do not offer that feature.

# Feature Comparison for Relational Databases (continued)

G2 users have evaluated the following products by feature. Feature ratings are representative of reviewers overall satisfaction with each feature and do not necessarily take into account the breadth of individual product features. The results are shown below.

## Support

	Text Search	Data Types	Languages	Operating Systems
Citus Data	86%	83%	86%	83%
Aiven for MySQL	86%	90%	90%	93%
Percona Server	93%	96%	90%	96%
SingleStore	87%	95%	86%	91%
Apache Calcite	83%	91%	91%	91%
Fauna	62%	90%	86%	88%
dotConnect for PostgreSQL	85%	85%	87%	94%
Apache Derby	N/A	N/A	N/A	N/A
dotConnect Universal	N/A	N/A	N/A	N/A
Firebird	80%	79%	84%	89%
Tiger Data	N/A	94%	94%	N/A
CLOUDBASIC RDS	81%	84%	86%	87%
dotConnect for MySQL	91%	89%	77%	91%
ApexSQL	86%	79%	79%	83%
TeamDesk	N/A	N/A	N/A	N/A
Postico	N/A	N/A	N/A	N/A
Apache Phoenix	60%	N/A	62%	55%
SQLGate	N/A	N/A	N/A	N/A
HyperSQL	N/A	N/A	N/A	N/A

(Feature Comparison for Relational Databases continues on next page)

\*N/A is displayed when fewer than five responses were received for the question.

\*\*A blank box indicates that a seller has selected that they do not offer that feature.

# Feature Comparison for Relational Databases (continued)

G2 users have evaluated the following products by feature. Feature ratings are representative of reviewers overall satisfaction with each feature and do not necessarily take into account the breadth of individual product features. The results are shown below.

## Support

	Text Search	Data Types	Languages	Operating Systems
PrestoDB	76%	82%	81%	76%
Interbase	N/A	N/A	N/A	N/A
Action Zen	N/A	N/A	N/A	N/A
mSQL	81%	84%	91%	86%
ThinkSQL	N/A	74%	83%	77%
Average	85%	88%	86%	88%

*(Feature Comparison for Relational Databases continues on next page)*

\*N/A is displayed when fewer than five responses were received for the question.

\*\*A blank box indicates that a seller has selected that they do not offer that feature.

# Feature Comparison for Relational Databases (continued)

G2 users have evaluated the following products by feature. Feature ratings are representative of reviewers overall satisfaction with each feature and do not necessarily take into account the breadth of individual product features. The results are shown below.

## Security

	Database Locking	Access Control	Encryption	Authentication
Amazon Relational Database Service (RDS)	88%	89%	90%	90%
MS SQL	90%	91%	90%	91%
Amazon Aurora	89%	89%	90%	90%
Oracle Database	90%	90%	89%	90%
Cloud SQL	92%	92%	93%	93%
MySQL	90%	91%	88%	88%
SAP HANA Cloud	90%	88%	89%	90%
Azure SQL Database	88%	91%	92%	92%
IBM Db2	87%	89%	87%	86%
PostgreSQL	89%	91%	88%	90%
EDB for PostgreSQL	92%	93%	87%	88%
TiDB	89%	89%	89%	88%
YugabyteDB	86%	87%	88%	88%
Teradata Vantage	89%	88%	88%	90%
InterSystems IRIS	94%	96%	96%	92%
Knack	87%	88%	85%	80%
Google Cloud Spanner	89%	89%	95%	93%
SQL Prompt	90%	90%	90%	90%
SAP Adaptive Server Enterprise (ASE)	84%	84%	84%	94%

(Feature Comparison for Relational Databases continues on next page)

\*N/A is displayed when fewer than five responses were received for the question.

\*\*A blank box indicates that a seller has selected that they do not offer that feature.

# Feature Comparison for Relational Databases (continued)

G2 users have evaluated the following products by feature. Feature ratings are representative of reviewers overall satisfaction with each feature and do not necessarily take into account the breadth of individual product features. The results are shown below.

## Security

	Database Locking	Access Control	Encryption	Authentication
Lovefield	N/A	N/A	N/A	N/A
EDB Postgres Advanced Server	92%	90%	90%	89%
SQLite	81%	82%	80%	80%
MariaDB	89%	91%	90%	89%
Oracle Database Express Edition	93%	90%	89%	90%
MaxDB	86%	N/A	N/A	N/A
Aiven for PostgreSQL	89%	86%	83%	80%
Spark SQL	89%	86%	86%	87%
Stackby	N/A	N/A	N/A	N/A
SAP HEC (HANA Enterprise Cloud)	96%	95%	96%	95%
CockroachDB	88%	90%	80%	86%
SAP IQ	80%	85%	80%	84%
Oracle TimesTen	94%	94%	94%	N/A
SAP SQL Anywhere	85%	86%	89%	89%
IBM Informix	87%	91%	86%	89%
InterSystems Caché	N/A	N/A	N/A	N/A
Progress OpenEdge	91%	79%	88%	90%
Cloudera Data Science	N/A	N/A	N/A	N/A
Cloudera Analytic DB	92%	90%	86%	86%

(Feature Comparison for Relational Databases continues on next page)

\*N/A is displayed when fewer than five responses were received for the question.

\*\*A blank box indicates that a seller has selected that they do not offer that feature.

# Feature Comparison for Relational Databases (continued)

G2 users have evaluated the following products by feature. Feature ratings are representative of reviewers overall satisfaction with each feature and do not necessarily take into account the breadth of individual product features. The results are shown below.

## Security

	Database Locking	Access Control	Encryption	Authentication
Citus Data	86%	80%	86%	89%
Aiven for MySQL	86%	86%	90%	86%
Percona Server	96%	98%	98%	98%
SingleStore	86%	90%	86%	91%
Apache Calcite	94%	89%	89%	94%
Fauna	93%	90%	90%	95%
dotConnect for PostgreSQL	89%	89%	88%	88%
Apache Derby	N/A	N/A	N/A	N/A
dotConnect Universal	N/A	N/A	N/A	N/A
Firebird	79%	86%	95%	86%
Tiger Data	97%	95%	N/A	94%
CLOUDBASIC RDS	87%	87%	84%	87%
dotConnect for MySQL	88%	86%	89%	84%
ApexSQL	79%	81%	81%	81%
TeamDesk	N/A	N/A	N/A	N/A
Postico	N/A	N/A	N/A	N/A
Apache Phoenix	69%	55%	N/A	N/A
SQLGate	86%	91%	77%	91%
HyperSQL	N/A	N/A	N/A	N/A

(Feature Comparison for Relational Databases continues on next page)

\*N/A is displayed when fewer than five responses were received for the question.

\*\*A blank box indicates that a seller has selected that they do not offer that feature.

# Feature Comparison for Relational Databases (continued)

G2 users have evaluated the following products by feature. Feature ratings are representative of reviewers overall satisfaction with each feature and do not necessarily take into account the breadth of individual product features. The results are shown below.

## Security

	Database Locking	Access Control	Encryption	Authentication
PrestoDB	81%	82%	76%	80%
Interbase	N/A	N/A	N/A	N/A
Action Zen	N/A	N/A	N/A	N/A
mSQL	87%	87%	78%	82%
ThinkSQL	N/A	74%	80%	83%
Average	88%	88%	88%	88%

*(Feature Comparison for Relational Databases continues on next page)*

\*N/A is displayed when fewer than five responses were received for the question.

\*\*A blank box indicates that a seller has selected that they do not offer that feature.

# Feature Comparison for Relational Databases (continued)

G2 users have evaluated the following products by feature. Feature ratings are representative of reviewers overall satisfaction with each feature and do not necessarily take into account the breadth of individual product features. The results are shown below.

## Performance

	Disaster Recovery	Data Concurrency	Workload Management	Advanced Indexing	Query Optimizer
Amazon Relational Database Service (RDS)	89%	88%	89%	87%	87%
MS SQL	89%	89%	89%	88%	90%
Amazon Aurora	90%	89%	90%	88%	87%
Oracle Database	88%	90%	87%	90%	90%
Cloud SQL	92%	92%	91%	89%	92%
MySQL	86%	88%	87%	88%	88%
SAP HANA Cloud	89%	89%	88%	88%	
Azure SQL Database	90%	89%	89%	90%	89%
IBM Db2	88%	88%	87%	86%	86%
PostgreSQL	88%	90%	88%	89%	88%
EDB for PostgreSQL	89%	91%	90%	92%	89%
TiDB	93%	95%	91%	90%	88%
YugabyteDB	88%	88%	83%	87%	91%
Teradata Vantage	89%	88%	91%	90%	89%
InterSystems IRIS	91%	93%	92%	96%	95%
Knack	79%	62%	87%	76%	63%
Google Cloud Spanner	81%	93%	90%	79%	89%
SQL Prompt	90%	90%	93%	92%	87%
SAP Adaptive Server Enterprise (ASE)	87%	85%	89%	89%	88%

(Feature Comparison for Relational Databases continues on next page)

\*N/A is displayed when fewer than five responses were received for the question.

\*\*A blank box indicates that a seller has selected that they do not offer that feature.

# Feature Comparison for Relational Databases (continued)

G2 users have evaluated the following products by feature. Feature ratings are representative of reviewers overall satisfaction with each feature and do not necessarily take into account the breadth of individual product features. The results are shown below.

## Performance

	Disaster Recovery	Data Concurrency	Workload Management	Advanced Indexing	Query Optimizer
Lovefield	N/A	N/A	N/A	N/A	N/A
EDB Postgres Advanced Server	93%	92%	91%	91%	90%
SQLite	81%	84%	84%	85%	87%
MariaDB	85%	88%	87%	86%	87%
Oracle Database Express Edition	81%	86%	85%	87%	83%
MaxDB	N/A	N/A	N/A	N/A	86%
Aiven for PostgreSQL	89%	89%	N/A	N/A	N/A
Spark SQL	89%	87%	88%	82%	88%
Stackby	N/A	N/A	N/A	N/A	N/A
SAP HEC (HANA Enterprise Cloud)	96%	95%	94%	96%	96%
CockroachDB	87%	82%	84%	82%	77%
SAP IQ	85%	85%	79%	85%	77%
Oracle TimesTen	N/A	97%	N/A	N/A	N/A
SAP SQL Anywhere	81%	84%	83%	84%	84%
IBM Informix	89%	87%	86%	92%	94%
InterSystems Caché	N/A	N/A	N/A	N/A	N/A
Progress OpenEdge	88%	91%	88%	88%	N/A
Cloudera Data Science	N/A	N/A	N/A	N/A	N/A
Cloudera Analytic DB	90%	90%	88%	90%	95%

(Feature Comparison for Relational Databases continues on next page)

\*N/A is displayed when fewer than five responses were received for the question.

\*\*A blank box indicates that a seller has selected that they do not offer that feature.

# Feature Comparison for Relational Databases (continued)

G2 users have evaluated the following products by feature. Feature ratings are representative of reviewers overall satisfaction with each feature and do not necessarily take into account the breadth of individual product features. The results are shown below.

## Performance

	Disaster Recovery	Data Concurrency	Workload Management	Advanced Indexing	Query Optimizer
Citus Data	89%	86%	89%	83%	89%
Aiven for MySQL	90%	94%	88%	88%	92%
Percona Server	100%	98%	96%	96%	100%
SingleStore	87%	90%	91%	93%	92%
Apache Calcite	89%	97%	N/A	83%	91%
Fauna	86%	88%	93%	95%	88%
dotConnect for PostgreSQL	85%	89%	86%	81%	89%
Apache Derby	N/A	N/A	N/A	N/A	N/A
dotConnect Universal	N/A	N/A	N/A	N/A	N/A
Firebird	80%	84%	80%	82%	87%
Tiger Data	N/A	94%	97%	98%	95%
CLOUDBASIC RDS	86%	81%	84%	83%	81%
dotConnect for MySQL	82%	88%	88%	86%	88%
ApexSQL	83%	76%	79%	79%	76%
TeamDesk	N/A	N/A	N/A	N/A	N/A
Postico	N/A	N/A	N/A	N/A	N/A
Apache Phoenix	N/A	69%	N/A	67%	69%
SQLGate	83%	86%	77%	86%	86%
HyperSQL	N/A	N/A	N/A	N/A	N/A

(Feature Comparison for Relational Databases continues on next page)

\*N/A is displayed when fewer than five responses were received for the question.

\*\*A blank box indicates that a seller has selected that they do not offer that feature.

# Feature Comparison for Relational Databases (continued)

G2 users have evaluated the following products by feature. Feature ratings are representative of reviewers overall satisfaction with each feature and do not necessarily take into account the breadth of individual product features. The results are shown below.

## Performance

	Disaster Recovery	Data Concurrency	Workload Management	Advanced Indexing	Query Optimizer
PrestoDB	86%	86%	88%	88%	82%
Interbase	N/A	N/A	N/A	N/A	N/A
Action Zen	N/A	N/A	N/A	N/A	
mSQL	86%	83%	80%	84%	79%
ThinkSQL	83%	83%	80%	83%	80%
Average	87%	88%	87%	87%	87%

(Feature Comparison for Relational Databases continues on next page)

\*N/A is displayed when fewer than five responses were received for the question.

\*\*A blank box indicates that a seller has selected that they do not offer that feature.

# Feature Comparison for Relational Databases (continued)

G2 users have evaluated the following products by feature. Feature ratings are representative of reviewers overall satisfaction with each feature and do not necessarily take into account the breadth of individual product features. The results are shown below.

## Database Features

	Storage	Availability	Stability	Scalability	Security	Data Manipulation	Query Language
<b>Amazon Relational Database Service (RDS)</b>	91%	93%	92%	93%	92%	87%	89%
<b>MS SQL</b>	91%	92%	91%	89%	90%	90%	92%
<b>Amazon Aurora</b>	92%	93%	91%	93%	91%	87%	88%
<b>Oracle Database</b>	91%	91%	90%	89%	91%	89%	91%
<b>Cloud SQL</b>	93%	93%	92%	92%	94%	90%	93%
<b>MySQL</b>	90%	91%	89%	84%	86%	89%	90%
<b>SAP HANA Cloud</b>	89%	88%	87%	88%	89%	85%	85%
<b>Azure SQL Database</b>	94%	95%	93%	93%	93%	88%	89%
<b>IBM Db2</b>	89%	90%	90%	86%	89%	86%	87%
<b>PostgreSQL</b>	91%	92%	92%	88%	89%	90%	91%
<b>EDB for PostgreSQL</b>	92%	93%	94%	92%	92%	90%	93%
<b>TiDB</b>	93%	95%	85%	96%	86%	89%	94%
<b>YugabyteDB</b>	90%	91%	89%	94%	88%	86%	92%
<b>Teradata Vantage</b>	92%	93%	90%	89%	89%	90%	89%
<b>InterSystems IRIS</b>	95%	94%	95%	94%	93%	92%	92%
<b>Knack</b>	86%	89%	84%	85%	86%	83%	80%
<b>Google Cloud Spanner</b>	96%	88%	91%	93%	90%	86%	88%
<b>SQL Prompt</b>	86%	88%	90%	91%	90%	96%	94%
<b>SAP Adaptive Server Enterprise (ASE)</b>	85%	90%	87%	88%	90%	82%	84%

(Feature Comparison for Relational Databases continues on next page)

\*N/A is displayed when fewer than five responses were received for the question.

\*\*A blank box indicates that a seller has selected that they do not offer that feature.

# Feature Comparison for Relational Databases (continued)

G2 users have evaluated the following products by feature. Feature ratings are representative of reviewers overall satisfaction with each feature and do not necessarily take into account the breadth of individual product features. The results are shown below.

## Database Features

	Storage	Availability	Stability	Scalability	Security	Data Manipulation	Query Language
Lovefield	88%	91%	89%	83%	86%	89%	91%
EDB Postgres Advanced Server	92%	93%	95%	91%	90%	93%	93%
SQLite	84%	86%	85%	72%	74%	83%	86%
MariaDB	92%	92%	93%	88%	88%	88%	91%
Oracle Database Express Edition	82%	88%	90%	89%	88%	89%	93%
MaxDB	N/A	83%	80%	86%	N/A	77%	N/A
Aiven for PostgreSQL	86%	88%	93%	90%	83%	89%	91%
Spark SQL	86%	88%	89%	90%	87%	87%	86%
Stackby	N/A	N/A	N/A	N/A	N/A	N/A	N/A
SAP HEC (HANA Enterprise Cloud)	94%	94%	93%	94%	94%	95%	94%
CockroachDB	89%	92%	89%	93%	83%	84%	87%
SAP IQ	88%	88%	84%	88%	87%	86%	85%
Oracle TimesTen	86%	94%	93%	88%	94%	95%	93%
SAP SQL Anywhere	89%	86%	85%	86%	90%	87%	92%
IBM Informix	92%	95%	94%	93%	90%	92%	91%
InterSystems Caché	94%	92%	90%	94%	88%	88%	82%
Progress OpenEdge	93%	93%	91%	87%	89%	95%	97%
Cloudera Data Science	93%	91%	N/A	98%	100%	93%	95%
Cloudera Analytic DB	91%	84%	87%	89%	86%	87%	92%

(Feature Comparison for Relational Databases continues on next page)

\*N/A is displayed when fewer than five responses were received for the question.

\*\*A blank box indicates that a seller has selected that they do not offer that feature.

# Feature Comparison for Relational Databases (continued)

G2 users have evaluated the following products by feature. Feature ratings are representative of reviewers overall satisfaction with each feature and do not necessarily take into account the breadth of individual product features. The results are shown below.

## Database Features

	Storage	Availability	Stability	Scalability	Security	Data Manipulation	Query Language
Citus Data	N/A	N/A	N/A	N/A	N/A	N/A	N/A
Aiven for MySQL	92%	90%	92%	94%	92%	92%	90%
Percona Server	98%	98%	93%	100%	100%	95%	100%
SingleStore	92%	95%	94%	94%	91%	91%	92%
Apache Calcite	93%	90%	93%	90%	95%	88%	88%
Fauna	95%	93%	93%	98%	93%	93%	95%
dotConnect for PostgreSQL	86%	85%	87%	90%	90%	90%	91%
Apache Derby	76%	83%	82%	72%	74%	77%	77%
dotConnect Universal	N/A	N/A	N/A	N/A	N/A	N/A	N/A
Firebird	90%	91%	90%	84%	82%	92%	90%
Tiger Data	100%	96%	98%	96%	96%	96%	98%
CLOUDBASIC RDS	82%	80%	83%	89%	88%	87%	86%
dotConnect for MySQL	86%	86%	78%	86%	90%	90%	80%
ApexSQL	84%	81%	89%	86%	87%	87%	86%
TeamDesk	93%	96%	93%	96%	89%	89%	91%
Postico	92%	96%	94%	90%	86%	83%	86%
Apache Phoenix	71%	79%	71%	80%	74%	71%	74%
SQLGate	88%	94%	82%	81%	84%	92%	86%
HyperSQL	77%	88%	78%	78%	76%	79%	80%

(Feature Comparison for Relational Databases continues on next page)

\*N/A is displayed when fewer than five responses were received for the question.

\*\*A blank box indicates that a seller has selected that they do not offer that feature.

# Feature Comparison for Relational Databases (continued)

G2 users have evaluated the following products by feature. Feature ratings are representative of reviewers overall satisfaction with each feature and do not necessarily take into account the breadth of individual product features. The results are shown below.

## Database Features

	Storage	Availability	Stability	Scalability	Security	Data Manipulation	Query Language
<b>PrestoDB</b>	78%	79%	76%	87%	73%	79%	81%
<b>Interbase</b>	N/A	N/A	N/A	N/A	N/A	N/A	N/A
<b>Action Zen</b>	N/A	N/A	N/A	N/A	N/A	N/A	N/A
<b>mSQL</b>	89%	90%	79%	83%	84%	87%	89%
<b>ThinkSQL</b>	88%	83%	86%	89%	81%	83%	83%
<b>Average</b>	89%	90%	89%	89%	88%	88%	89%

\*N/A is displayed when fewer than five responses were received for the question.

\*\*A blank box indicates that a seller has selected that they do not offer that feature.

# Additional Data for Relational Databases

The table below includes a breakdown of the customer segments for each product, as represented by G2 reviewers.

## Customers by Size

	Small Business (50 or fewer emp.)	Mid-Market (51-1000 emp.)	Enterprise ( >1000 emp.)
Amazon Relational Database Service (RDS)	28%	40%	32%
MS SQL	18%	36%	46%
Amazon Aurora	40%	33%	27%
Oracle Database	12%	27%	62%
Cloud SQL	34%	37%	29%
MySQL	37%	31%	32%
SAP HANA Cloud	11%	23%	66%
Azure SQL Database	27%	31%	42%
IBM Db2	11%	21%	68%
PostgreSQL	36%	34%	30%
EDB for PostgreSQL	17%	43%	40%
TiDB	37%	23%	40%
YugabyteDB	34%	52%	14%
Teradata Vantage	8%	17%	75%
InterSystems IRIS	36%	41%	23%
Knack	53%	36%	11%
Google Cloud Spanner	36%	24%	40%
SQL Prompt	30%	25%	45%
SAP Adaptive Server Enterprise (ASE)	28%	33%	39%

*(Additional Data for Relational Databases continues on next page)*

\*N/A is displayed when data is not publicly available.

# Additional Data for Relational Databases (continued)

The table below includes a breakdown of the customer segments for each product, as represented by G2 reviewers.

## Customers by Size

	Small Business (50 or fewer emp.)	Mid-Market (51-1000 emp.)	Enterprise ( >1000 emp.)
Lovefield	31%	54%	15%
EDB Postgres Advanced Server	10%	23%	68%
SQLite	45%	24%	31%
MariaDB	41%	31%	27%
Oracle Database Express Edition	27%	35%	38%
MaxDB	14%	29%	57%
Aiven for PostgreSQL	56%	36%	8%
Spark SQL	27%	20%	53%
Stackby	100%	0%	0%
SAP HEC (HANA Enterprise Cloud)	30%	30%	40%
CockroachDB	52%	39%	9%
SAP IQ	17%	31%	52%
Oracle TimesTen	22%	28%	50%
SAP SQL Anywhere	19%	38%	43%
IBM Informix	22%	33%	44%
InterSystems Caché	36%	29%	36%
Progress OpenEdge	14%	29%	57%
Cloudera Data Science	40%	20%	40%
Cloudera Analytic DB	50%	25%	25%

*(Additional Data for Relational Databases continues on next page)*

\*N/A is displayed when data is not publicly available.

# Additional Data for Relational Databases (continued)

The table below includes a breakdown of the customer segments for each product, as represented by G2 reviewers.

## Customers by Size

	Small Business (50 or fewer emp.)	Mid-Market (51-1000 emp.)	Enterprise ( >1000 emp.)
Citus Data	10%	20%	70%
Aiven for MySQL	64%	27%	9%
Percona Server	42%	42%	17%
SingleStore	37%	35%	29%
Apache Calcite	9%	45%	45%
Fauna	60%	20%	20%
dotConnect for PostgreSQL	44%	39%	17%
Apache Derby	39%	30%	30%
dotConnect Universal	39%	22%	39%
Firebird	55%	32%	14%
Tiger Data	90%	10%	0%
CLOUDBASIC RDS	37%	37%	26%
dotConnect for MySQL	45%	36%	18%
ApexSQL	20%	60%	20%
TeamDesk	50%	35%	15%
Postico	35%	47%	18%
Apache Phoenix	20%	30%	50%
SQLGate	25%	50%	25%
HyperSQL	20%	55%	25%

*(Additional Data for Relational Databases continues on next page)*

\*N/A is displayed when data is not publicly available.

# Additional Data for Relational Databases (continued)

The table below includes a breakdown of the customer segments for each product, as represented by G2 reviewers.

## Customers by Size

	Small Business (50 or fewer emp.)	Mid-Market (51-1000 emp.)	Enterprise ( >1000 emp.)
PrestoDB	29%	21%	50%
Interbase	20%	60%	20%
Actian Zen	25%	50%	25%
mSQL	50%	27%	23%
ThinkSQL	60%	20%	20%
Average	34%	32%	34%

*(Additional Data for Relational Databases continues on next page)*

\*N/A is displayed when data is not publicly available.

# Additional Data for Relational Databases (continued)

The table below highlights implementation and deployment data as indicated in real user reviews on G2.

## Implementation

	Deployment		Implementation Method			
	Cloud	On-Premises	In-House Team	Seller Services Team	Third-Party Consultant	Don't know
Amazon Relational Database Service (RDS)	95%	5%	78%	10%	5%	7%
MS SQL	29%	71%	84%	11%	4%	1%
Amazon Aurora	90%	10%	73%	15%	6%	7%
Oracle Database	28%	72%	73%	16%	7%	5%
Cloud SQL	73%	27%	62%	14%	16%	9%
MySQL	46%	54%	90%	6%	2%	2%
SAP HANA Cloud	46%	54%	43%	31%	20%	6%
Azure SQL Database	87%	13%	79%	14%	4%	4%
IBM Db2	20%	80%	70%	18%	5%	7%
PostgreSQL	57%	43%	89%	6%	3%	2%
EDB for PostgreSQL	33%	67%	78%	19%	0%	3%
TiDB	83%	17%	80%	10%	10%	0%
YugabyteDB	67%	33%	82%	18%	0%	0%
Teradata Vantage	31%	69%	41%	46%	7%	5%
InterSystems IRIS	36%	64%	57%	14%	7%	21%
Knack	85%	15%	100%	0%	0%	0%
Google Cloud Spanner	100%	0%	40%	40%	0%	20%
SQL Prompt	N/A	N/A	N/A	N/A	N/A	N/A
SAP Adaptive Server Enterprise (ASE)	42%	58%	50%	10%	20%	20%

(Additional Data for Relational Databases continues on next page)

\*N/A is displayed when data is not publicly available.

# Additional Data for Relational Databases (continued)

The table below highlights implementation and deployment data as indicated in real user reviews on G2.

## Implementation

	Deployment		Implementation Method			
	Cloud	On-Premises	In-House Team	Seller Services Team	Third-Party Consultant	Don't know
Lovefield	50%	50%	N/A	N/A	N/A	N/A
EDB Postgres Advanced Server	33%	67%	50%	25%	25%	0%
SQLite	36%	64%	87%	8%	4%	2%
MariaDB	46%	54%	96%	2%	2%	0%
Oracle Database Express Edition	22%	78%	88%	0%	13%	0%
MaxDB	N/A	N/A	N/A	N/A	N/A	N/A
Aiven for PostgreSQL	100%	0%	100%	0%	0%	0%
Spark SQL	50%	50%	67%	22%	0%	11%
Stackby	N/A	N/A	100%	0%	0%	0%
SAP HEC (HANA Enterprise Cloud)	69%	31%	53%	24%	0%	24%
CockroachDB	N/A	N/A	N/A	N/A	N/A	N/A
SAP IQ	100%	0%	0%	0%	80%	20%
Oracle TimesTen	0%	100%	43%	14%	14%	29%
SAP SQL Anywhere	38%	62%	65%	10%	5%	20%
IBM Informix	25%	75%	82%	12%	6%	0%
InterSystems Caché	0%	100%	86%	0%	0%	14%
Progress OpenEdge	22%	78%	50%	30%	0%	20%
Cloudera Data Science	N/A	N/A	N/A	N/A	N/A	N/A
Cloudera Analytic DB	N/A	N/A	N/A	N/A	N/A	N/A

(Additional Data for Relational Databases continues on next page)

\*N/A is displayed when data is not publicly available.

# Additional Data for Relational Databases (continued)

The table below highlights implementation and deployment data as indicated in real user reviews on G2.

## Implementation

	Deployment		Implementation Method			
	Cloud	On-Premises	In-House Team	Seller Services Team	Third-Party Consultant	Don't know
Citus Data	N/A	N/A	N/A	N/A	N/A	N/A
Aiven for MySQL	N/A	N/A	N/A	N/A	N/A	N/A
Percona Server	N/A	N/A	N/A	N/A	N/A	N/A
SingleStore	54%	46%	85%	10%	0%	5%
Apache Calcite	N/A	N/A	N/A	N/A	N/A	N/A
Fauna	N/A	N/A	N/A	N/A	N/A	N/A
dotConnect for PostgreSQL	40%	60%	N/A	N/A	N/A	N/A
Apache Derby	56%	44%	77%	15%	0%	8%
dotConnect Universal	60%	40%	N/A	N/A	N/A	N/A
Firebird	11%	89%	100%	0%	0%	0%
Tiger Data	N/A	N/A	N/A	N/A	N/A	N/A
CLOUDBASIC RDS	50%	50%	50%	20%	30%	0%
dotConnect for MySQL	N/A	N/A	N/A	N/A	N/A	N/A
ApexSQL	N/A	N/A	N/A	N/A	N/A	N/A
TeamDesk	83%	17%	83%	17%	0%	0%
Postico	N/A	N/A	N/A	N/A	N/A	N/A
Apache Phoenix	N/A	N/A	N/A	N/A	N/A	N/A
SQLGate	N/A	N/A	N/A	N/A	N/A	N/A
HyperSQL	N/A	N/A	N/A	N/A	N/A	N/A

*(Additional Data for Relational Databases continues on next page)*

\*N/A is displayed when data is not publicly available.

# Additional Data for Relational Databases (continued)

The table below highlights implementation and deployment data as indicated in real user reviews on G2.

## Implementation

	Deployment		Implementation Method			
	Cloud	On-Premises	In-House Team	Seller Services Team	Third-Party Consultant	Don't know
<b>PrestoDB</b>	N/A	N/A	N/A	N/A	N/A	N/A
<b>Interbase</b>	N/A	N/A	N/A	N/A	N/A	N/A
<b>Action Zen</b>	N/A	N/A	N/A	N/A	N/A	N/A
<b>mSQL</b>	75%	25%	63%	0%	13%	25%
<b>ThinkSQL</b>	N/A	N/A	N/A	N/A	N/A	N/A

*(Additional Data for Relational Databases continues on next page)*

\*N/A is displayed when data is not publicly available.

# Additional Data for Relational Databases (continued)

The table below highlights third-party market presence data used to inform the G2's Market Presence Score that highlights each products impact and influence in the category.

## Market Presence

	Seller Name	Year Founded	Employees on LinkedIn (Seller)	LinkedIn Followers
<b>Amazon Relational Database Service (RDS)</b>	Amazon Web Services (AWS)	2006	152,002	10,558,454
<b>MS SQL</b>	Microsoft	1975	226,132	27,143,062
<b>Amazon Aurora</b>	Amazon Web Services (AWS)	2006	152,002	10,558,454
<b>Oracle Database</b>	Oracle	1977	198,071	11,000,000
<b>Cloud SQL</b>	Google	1998	325,935	39,896,386
<b>MySQL</b>	Oracle	1977	198,071	11,000,000
<b>SAP HANA Cloud</b>	SAP	1972	138,451	4,640,011
<b>Azure SQL Database</b>	Microsoft	1975	226,132	27,143,062
<b>IBM Db2</b>	IBM	1911	339,241	18,990,065
<b>PostgreSQL</b>	PostgreSQL		84	16,111
<b>EDB for PostgreSQL</b>	EnterpriseDB (EDB)	2004	1,502	69,901
<b>TiDB</b>	PingCAP	2015	495	25,678
<b>YugabyteDB</b>	Yugabyte, Inc.	2016	426	40,970
<b>Teradata Vantage</b>	Teradata	1979	9,886	500,642
<b>InterSystems IRIS</b>	InterSystems	1978	2,072	106,777
<b>Knack</b>	Knack	2010	90	8,640
<b>Google Cloud Spanner</b>	Google	1998	325,935	39,896,386
<b>SQL Prompt</b>	Redgate Software	1999	547	23,166
<b>SAP Adaptive Server Enterprise (ASE)</b>	SAP	1972	138,451	4,640,011

*(Additional Data for Relational Databases continues on next page)*

\*N/A is displayed when data is not publicly available.

# Additional Data for Relational Databases (continued)

The table below highlights third-party market presence data used to inform the G2's Market Presence Score that highlights each products impact and influence in the category.

## Market Presence

	Seller Name	Year Founded	Employees on LinkedIn (Seller)	LinkedIn Followers
Lovefield	Google	1998	325,935	39,896,386
EDB Postgres Advanced Server	EnterpriseDB (EDB)	2004	1,502	69,901
SQLite	SQLite		7	974
MariaDB	MariaDB	2014	327	25,819
Oracle Database Express Edition	Oracle	1977	198,071	11,000,000
MaxDB	SAP	1972	138,451	4,640,011
Aiven for PostgreSQL	Aiven	2016	439	58,780
Spark SQL	The Apache Software Foundation	1999	2,345	79,189
Stackby	Relytree Inc.	2018	24	2,177
SAP HEC (HANA Enterprise Cloud)	SAP	1972	138,451	4,640,011
CockroachDB	Cockroach Labs	2015	720	120,070
SAP IQ	SAP	1972	138,451	4,640,011
Oracle TimesTen	Oracle	1977	198,071	11,000,000
SAP SQL Anywhere	SAP	1972	138,451	4,640,011
IBM Informix	IBM	1911	339,241	18,990,065
InterSystems Caché	InterSystems	1978	2,072	106,777
Progress OpenEdge	Progress Software	1981	4,205	78,885
Cloudera Data Science	Cloudera	2008	3,338	286,633
Cloudera Analytic DB	Cloudera	2008	3,338	286,633

*(Additional Data for Relational Databases continues on next page)*

\*N/A is displayed when data is not publicly available.

# Additional Data for Relational Databases (continued)

The table below highlights third-party market presence data used to inform the G2's Market Presence Score that highlights each products impact and influence in the category.

## Market Presence

	Seller Name	Year Founded	Employees on LinkedIn (Seller)	LinkedIn Followers
<b>Citus Data</b>	Microsoft	1975	226,132	27,143,062
<b>Aiven for MySQL</b>	Aiven	2016	439	58,780
<b>Percona Server</b>	Percona	2006	338	30,925
<b>SingleStore</b>	SingleStore	2011	546	48,465
<b>Apache Calcite</b>	The Apache Software Foundation	1999	2,345	79,189
<b>Fauna</b>	Fauna	2015	11	9,193
<b>dotConnect for PostgreSQL</b>	Devart	1997	251	4,073
<b>Apache Derby</b>	The Apache Software Foundation	1999	2,345	79,189
<b>dotConnect Universal</b>	Devart	1997	251	4,073
<b>Firebird</b>	Firebird Foundation		6	17
<b>Tiger Data</b>	Tiger Data (creators of TimescaleDB)	2015	43	17,344
<b>CLOUDBASIC RDS</b>	CloudBasic	2008	15	215
<b>dotConnect for MySQL</b>	Devart	1997	251	4,073
<b>ApexSQL</b>	Quest Software	1987	3,607	106,360
<b>TeamDesk</b>	ForeSoft	2016	20	141
<b>Postico</b>	Egger Apps		1	1
<b>Apache Phoenix</b>	The Apache Software Foundation	1999	2,345	79,189
<b>SQLGate</b>	QueryPie	2016	11	309
<b>HyperSQL</b>	The hsqldb Development Group		1	1

*(Additional Data for Relational Databases continues on next page)*

\*N/A is displayed when data is not publicly available.

# Additional Data for Relational Databases (continued)

The table below highlights third-party market presence data used to inform the G2's Market Presence Score that highlights each products impact and influence in the category.

## Market Presence

	Seller Name	Year Founded	Employees on LinkedIn (Seller)	LinkedIn Followers
<b>PrestoDB</b>	PrestoDB	2019	9	2,694
<b>Interbase</b>	Embarcadero Technologies	1993	220	16,572
<b>Actian Zen</b>	Actian Corporation	2005	517	25,797
<b>mSQL</b>	Hughes Technologies		1	1
<b>ThinkSQL</b>	ThinkSQL		0	0

\*N/A is displayed when data is not publicly available.